



*The Buyers Guide*  
**OFFICE  
FURNITURE  
CATALOG**  
— 2021 —



O: 800-229-3375 | [www.of-catalog.com](http://www.of-catalog.com) | [www.of-flyer.com](http://www.of-flyer.com)  
[www.ndiof.com](http://www.ndiof.com)



**CASEGOODS**

Classics	3-23
Components	20-23



**ELEMENTS ADJUSTABLE HEIGHT TABLES**

Height Adjustable	65-69
-------------------	-------



**SEATING**

Reception	88-95, 97, 130-137
Education	98-100
Swivel and Guest	101-136
Big & Tall	110-111, 132
Drafting Stools	126
Chair Function Guide	127
Multi-Use	128-144



**ELEMENTS**

Laminate	34-48
Components	46-48



**TABLES**

Training Tables	70-75
Nesting Tables	73-75
Conference Tables	76-80, 87
Presentation	81-82
Cafe	83-86
Occasional	90-91, 96, 135, 138
Components:	84-86
<i>Tops, Bases, and Legs</i>	
Folding	145



**FILES + STORAGE**

Filing	146-150, 154-155
Storage	151-153, 156-157, 159-162
Fireproof	158



**PANELS**

Desk Mounted Panels	53-57, 60
Panel Systems	58-59, 61-64



**TECHNOLOGY + ACCESSORIES**

Whiteboards	163-167
Chairmats	168-169
Monitors	170
Keyboards	171
Technology + Power	172-173
Extra's	174

Dear Customer,

Offering the best quality office furniture available in today's market—contemporary, traditional, functional, or luxurious—we have the answer to all your furnishing needs no matter what your budget will allow.

Throughout our easy to use catalog, the products shown are listed with details including the corresponding fabrics and finishes. However, if you wonder if a product could come in a different size, color or finish, give your sales representative a call and we'll be happy to explore all options available for you. We appreciate your interest, and look forward to helping you make your office everything you want it to be.



**We strongly support recycling efforts.**

Please recycle this catalog. This catalog is printed using vegetable based inks.



All Performance Laminate products and most seating lines are built from environmentally friendly materials which meet or exceed California's 2010 environmental guidelines.

List prices are effective at time of publication and are subject to change without notice. Not responsible for printing or typographical errors. Fabrics and finishes shown are representations and due to printing process, may not be exact.



## FEATURES:

- 3 mil PVC Tough Edge on all exposed edges
- Choice of laminate finishes
- Top quality Steel Ball Bearing Drawer Slides
- Metal connections for increased durability
- Flared drawer pulls for an enhanced look
- Core removable locks, grommets and leveling glides included

Available Classic Finishes: *\*Not available on all items.*

Newport  
Gray

Espresso

Cherry

Mahogany

Modern  
Walnut

White\*

Maple\*

Honey

# CASEGOODS

## Classic Laminate Series

Rich in styling and superior in construction, the Performance Laminate Series offers an intelligent solution to any workstation need. Available in a wide range of components and sizes, it can be easily pieced together to create the configuration that best suits your needs. Attention to detail in design, quality of hardware, and use the premium grade laminate work surfaces ensure years of trouble free use.



**Bowfront "U" Workstation**

List \$3,227

Excludes seating and accessories

Overall Dimensions  
114"W x 66" D

MODEL #	DESCRIPTION	DIMENSIONS	LIST
PL187	Bowfront Desk Shell	66"W x 30/36"D	\$655.00
PL197	Bridge	42"W x 24"D	\$252.00
PL181L/R	Credenza with Corner Extension	66"W x 24/36"D	\$595.00
PL144OH	Open Hutch	71"W x 15"D x 36"H	\$600.00
PL166	Box/Box/Pedestal	16"W x 22"D x 28.5"H	\$500.00
PL44SGD	Silver Glazed Doors (set of 2 doors)		\$276.00
GBM1769	Magnetic Glass White Board	69"W x 17"H	\$339.00

**"L" Desk Workstation**

List \$2,220

Excludes seating and accessories

Overall Dimensions  
66"W x 66" D

\*Optional  
Tackboard  
PL117DGY  
List \$188



MODEL #	DESCRIPTION	DIMENSIONS	LIST
PL181L/R	Credenza with Corner Extension	66"W x 24/36"D	\$595.00
PL179	Reversible Return	30"W x 24"D	\$252.00
PL166	BBF Pedestal	16"W x 22"D	\$500.00
PL140OH	Open Hutch	66"W x 15"D x 36"H	\$597.00
PL40SGD	Silver Glazed Doors (set of 2 doors)		\$276.00



**"L" Bullet Workstation**

List \$2,490

Excludes seating and accessories

Overall Dimensions  
71" W x 84"D

MODEL #	DESCRIPTION	DIMENSIONS	LIST
PL133L/R	Bullet desk with Corner Extension	71"W x 30"/42"D	\$791.00
PL133LEGSIL	Leg for Bullet Desk		\$177.00
PL196	Reversible Return	42"W x 24"D	\$343.00
PL166	BBF Pedestal	16"W x 22"D	\$500.00
PL208OH	Wall Mount Storage	35.5"W x 15"D x 17"H	\$403.00
PL44SGD	Silver Glazed Doors (set of 2 doors)		\$276.00

# NEWPORT



### ◀ Reception Workstation

**List \$2,105**

Excludes Seating and Accessories

**Overall Dimensions**

71"W x 72" D

MODEL #	DESCRIPTION	DIMENSIONS	LIST
PL169NTT	Reception Desk Shell	71"W x 30" D x 41"H	\$658.00
PL169TTGLASS/WHT	Glass Transaction Counter with Risers	71"W x 17.75" D	\$546.00
PL180	Reversible Reception Return Shell	42"W x 24" D x 41"H	\$401.00
PL166	BBF Pedestal	16"W x 22" D	\$500.00

### ▶ Double Workstation

**List \$7,110**

Excluding accessories

**Overall Dimensions**

180"W x 90"D

MODEL #	QTY	DESCRIPTION	DIMENSIONS	LIST
PL134	2	Corner Desk Shell	42"W x 24"D	\$558.00 ea.
PL126	2	Corner Hutch	48"W x 15"D	\$785.00 ea.
PL145	4	Reversible Return	48"W x 24"D	\$353.00 ea.
PL125	2	Hutch with 2 Doors	48"W x 15"D x 36"H	\$644.00 ea.
PL166	2	BBF Pedestals	16"W x 22"D	\$500.00 ea.
PLT2466	1	Rectangular Desktop	66"W x 24"D	\$311.00 ea.
PLTRBPOST28BRU	1	Polished Steel Post	29"H	\$105.00 ea.
PLTRBBASE23BRU	1	Round Base Plate	23" Spread	\$316.00 ea.



### ▼ Double Reception Workstation

**List \$3,794**

Excludes seating and accessories

**Overall Dimensions**

142"W x 72"D

MODEL #	QTY	DESCRIPTION	DIMENSIONS	LIST
PL169NTT	2	Reception Desk Shells	71"W x 30"D x 41"H	\$658.00 ea.
PL169TT	2	Transaction Tops	71"W x 17.625"D	\$139.00 ea.
PL169RISERBRU	2	Brushed Aluminum Counter Risers (7 per set)		\$86.00 ea.
PL180	2	Reversible Reception Return Shells	42"W x 24"D x 41"H	\$401.00 ea.
PL107	2	BF Hanging Pedestals	16"W x 22"D	\$360.00 ea.
PL1066	2	Storage Shelves	16"W x 22"D x 11.5"H	\$253.00 ea.



**GRAY**



▲ **Bullet "U" Workstation**  
*List \$4,996*

**Overall Dimensions**  
95.25"W x 101"D

MODEL #	DESCRIPTION	DIMENSIONS	LIST
PL133L/R	Bullet Desk with corner extension	71"W x 30/42" D	\$791.00
PL133LEGSIL	Leg for Bullet Desk		\$177.00
PL193	Bridge	35"W x 24" D	\$242.00
PL143	Credenza Shell	71"W x 24" D	\$425.00
PL114	Combo Lateral File	31"W x 22" D	\$994.00
PL144OH	Open Hutch	71"W x 15" D x 36"H	\$600.00
PL207	Wardrobe / Storage Unit	24.25"W x 23.75" D x 65.5"H	\$1,767.00

\*Optional  
Tackboard  
PL118DGRY  
List \$208

▶ **Bullet "L" Workstation**  
*List \$1,532*

**Overall Dimensions**  
71"W x 66"D



MODEL #	DESCRIPTION	DIMENSIONS	LIST
PL147	Bullet Desk	71"W x 36"D	\$406.00
PL4706FMP	Full Modesty Panel		\$197.00
PL133LEGSIL	Leg for Bullet Desk with Full Modesty Panel		\$177.00
PL179	Reversible Return	30"w x 24"D	\$252.00
PL166	BBF Pedestal	16"W x 22"D	\$500.00



▲ **Bullet "L" Workstation**  
*List \$1,275*

Excludes seating and accessories

**Overall Dimensions**  
66"W x 60" D

MODEL #	DESCRIPTION	DIMENSIONS	LIST
PL131	Bullet Desk	66"W x 30"D	\$346.00
PL131/147LEGSIL	Leg for Bullet Desk		\$177.00
PL179	Reversible Return	30"W x 24"D	\$252.00
PL166	BBF Pedestal	16"W x 22" D	\$500.00

# ESPRESSO



▼ **“L” Workstation**

**List \$2,730**

Excludes keyboard and accessories

**Overall Dimensions**

71”D x 71”H



▼ **Bowfront “U” Workstation**

**List \$4,668**

Excludes seating and accessories

**Overall Dimensions**

107”W x 71” D



MODEL #	DESCRIPTION	DIMENSIONS	LIST
PL182L/R	Credenza with Corner Extension	71”W x 24/36”D	<b>\$606.00</b>
PL192	Reversible Return	35”W x 24”D	<b>\$264.00</b>
PL166	BBF Pedestal	16”W x 22”D	<b>\$500.00</b>
PL144OH	Open Hutch	71”W x 15”D x 36”H	<b>\$600.00</b>
PL44SGD (2)	Silver Glazed Doors (set of 2 doors)		<b>\$276.00 ea.</b>
PL118DGY	Tackboard — Dark Grey		<b>\$208.00</b>

MODEL #	DESCRIPTION	DIMENSIONS	LIST
PL177L/R	Bowfront Desk Shell with Corner Extension	71”W x 36/48”D	<b>\$827.00</b>
PL193	Bridge	35”W x 24”D	<b>\$242.00</b>
PL143	Credenza Shell	71”W x 24”D	<b>\$425.00</b>
PL166	BBF Pedestal	16”W x 22”D	<b>\$500.00</b>
PL144OH	Open Hutch	71”W x 15”D x 36”H	<b>\$600.00</b>
PL44SGD(2)	Silver Glazed Doors (set of 2 doors)		<b>\$276.00</b>
PL112	Lateral File	35.5”W x 22”D	<b>\$896.00</b>
PL118DGY	Tackboard—Dark Grey		<b>\$208.00</b>
PLEDBUDTL48	Task Light	48”W	<b>\$269.00</b>
EZ0036	Keyboard Tray		<b>\$149.00</b>



▲ **Bowfront “L” Workstation**

**List \$2,674**

Excludes seating and accessories

**Overall Dimensions**

71”W x 96” D

MODEL #	DESCRIPTION	DIMENSIONS	LIST
PL177L/R	Bowfront Desk Shell with Corner Extension	71”W x 36/48”D	<b>\$827.00</b>
PL145	Reversible Return	48”W x 24”D	<b>\$353.00</b>
PL166	BBF Pedestal	16”W x 22”D	<b>\$500.00</b>
PL114	Combo Lateral File	31”W x 22”D	<b>\$994.00</b>

# ESPRESSO





▲ **“U” Workstation with “Q” Top Desk**

List \$5,603

Excludes seating and accessories

**Overall Dimensions**  
95.25"W x 108" D

MODEL #	DESCRIPTION	DIMENSIONS	LIST
PL106	Q-Top Desk	71"W x 30/36"D	\$415.00
PL4706FMP	Full Modesty Panel for Q-Top		\$197.00
PL133LEGBLK	Leg for Q-Top with Full Modesty Panel		\$156.00
PL170	Bridge	48"W X 24"D	\$289.00
PL143	Credenza Shell	71"W X 24"D	\$425.00
PL114	Combo Lateral File	31"W X 22"D x 29"H	\$994.00
PL144OH	Open Hutch	71"W X 15"D x 36"H	\$600.00
PL44SGD	Silver Glazed Doors (set of 2 doors)		\$276.00
PL118DGY	Tackboard— Dark Grey		\$208.00
PL207	Storage/Wardrobe Cabinet	65.5"W X 23.25"D	\$1,767.00

▶ **Bullet “U” Workstation**

List \$2,111

Excludes seating and accessories

**Overall Dimensions**  
71"W x 108" D



MODEL #	DESCRIPTION	DIMENSIONS	LIST
PL147	Bullet Desk	71"W x 36"D	\$406.00
PL131/147LEGSIL	Leg for Bullet Desk		\$177.00
PL170	Bridge	48"W x 24"D	\$289.00
PL143	Credenza Shell	71"W x 24"D	\$425.00
PL166	BBF Pedestal	16"W x 22"D	\$500.00
PLTAP1566S	Acrylic Divider Panel	66"W x 15"H	\$255.00
PLTSDTMSI	Panel Mounting Brackets (sold in pairs)		\$59.00



▲ **“L” Workstation**

List \$2,502

Excludes seating and accessories

**Overall Dimensions**  
71"W x 77" D

MODEL #	DESCRIPTION	DIMENSIONS	LIST
PL178L/R	Desk Shell with Corner Extension	71"W x 30/42"D	\$827.00
PL192	Reversible Return	35"W X 24"D	\$264.00
PL166	BBF Pedestal	16"W X 22"D	\$500.00
PL144OH	Open Hutch	71"W x 15"D x 36"H	\$600.00
PL44LD	Laminate Doors (set of 2 doors)		\$59.00
PL118VISC	Tackboard — Visconti		\$252.00

CHERRY



## ► Double Bullet “U” Workstation

List \$5,428

Excludes seating and accessories

Overall Dimensions

168”W x 71” D

MODEL #	QTY	DESCRIPTION	DIMENSIONS	LIST
PL133L/R	2	Bullet Desk with Corner Extensions	71”W x 30/42”D	\$791.00 ea.
PL133LEGBLK	2	Leg for Bullet Desks		\$156.00 ea.
PL196	2	Reversible Returns	42”W x 24”D	\$343.00 ea.
PL166	2	BBF Pedestals	16”W x 22”D	\$500.00 ea.
PL208OH	4	Wall Mount Storage Units	35.5”W x 15”D x 17”H	\$403.00 ea.
PL44LD	4	Laminate Doors (set of 2 doors)		\$59.00 ea.



## ◀ Bowfront “U” Workstation

List \$3,290

Excludes seating and accessories

Overall Dimensions

112”W x 71”D

MODEL #	DESCRIPTION	DIMENSIONS	LIST
PL189	Bowfront Desk Shell	71”W x 36/41”D	\$665.00
PL193	Bridge	35”W x 24”D	\$242.00
PL182L/R	Credenza with Corner Extension	71”W x 24/36”D	\$606.00
PL166	BBF Pedestal	16”W x 22”D	\$500.00
PL144OH	Open Hutch	71”W x 15”D x 36”H	\$600.00
PL44SGD	Silver Glazed Doors (set of 2 doors)		\$276.00
PL118VISC	Tackboard—Visconti		\$252.00
EZ0036	Keyboard Tray		\$149.00



## ▲ Bowfront Desk with Wall Unit

List \$6,550

Excludes seating and accessories

Overall Dimensions for Wall Unit

107”W x 24”D

MODEL #	QTY	DESCRIPTION	DIMENSIONS	LIST
PL189	1	Bowfront Desk Shell	71”W x 36/41” D	\$665.00
PL113	2	Storage Cabinets	35.5”W x 22”D	\$549.00 ea.
PL110	1	Surface Top Over PL113’s	71”W x 22”D	\$243.00
PL113SGD	2	Silver Glazed Doors (set of 2 doors)		\$323.00 ea.
PL144OH	1	Open Hutch	71”W x 15”D x 36”H	\$600.00
PL44SGD	2	Silver Glazed Doors (set of 2 doors)		\$276.00 ea.
PL118DGY	1	Tackboard—Dark Grey		\$208.00
PL150	2	Personal Units	18”W x 24”D x 66”H	\$936.00 ea.
PL150/151SGD	2	Doors for Personal Unit	18”W x 66”H	\$333.00 ea.

# CHERRY



▲ **Table Desk with Corner Workstation**

List \$4,696

Excluding accessories

**Overall Dimensions**

Table // 72"W x 36"D  
Corner workstation // 90"W x 90"D

MODEL #	QTY	DESCRIPTION	DIMENSIONS	LIST
PLT3672	1	Worksurface Top	72"W x 36"D	\$442.00
PLTLEGU36	2	"U" Legs with CBB's	36"W	\$346.00 ea.
PLTMDB72	1	Main Desk Beam	72"W	\$104.00
PL134	1	Corner Desk Shell	42"W	\$558.00
PL126	1	Corner Hutch		\$785.00
PL145	2	Reversible Returns	48"W x 24"D	\$353.00 ea.
PL112	1	2 Drawer Lateral File	35.5"W x 22"D x 29"H	\$896.00
PL175	1	FF Pedestal	16"W x 22"D	\$513.00

▼ **"L" Workstation with Full Pedestals**

List \$1,897

**Overall Dimensions**

71"W x 84" D



MODEL #	DESCRIPTION	DIMENSIONS	LIST
PL101	Desk Shell	71"W x 36"D	\$531.00
PL145	Reversible Return	48"W x 24"D	\$353.00
PL166	BBF Pedestal	16"W x 22"D	\$500.00
PL175	FF Pedestal	16"W x 22"D	\$513.00

◀ **"L" Workstation with Hutch**

List \$2,263

**Overall Dimensions**

71"W x 84"D



MODEL #	QTY	DESCRIPTION	DIMENSIONS	LIST
PL101	1	Desk Shell	71"W x 36"D	\$531.00
PL145	1	Reversible Return	48"W x 24"D	\$353.00
PL107	2	Hanging Pedestals	16"W x 22"D	\$360.00 ea.
PL144OH	1	Open Hutch	71"W x 15"D x 36"H	\$600.00
PL44LD	1	Laminate Doors (set of 2 doors)		\$59.00

# MAHOGANY



◀ **“L” Workstation with Hanging Pedestals**

List \$1,604

Overall Dimensions  
71”W x 78” D

MODEL #	DESCRIPTION	DIMENSIONS	LIST
PL105	1 Desk Shell	71”W x 30”D	\$531.00
PL145	1 Reversible Return	48”W x 24”D	\$353.00
PL107	2 Hanging Pedestals	16”W x 22”D	\$360.00 ea.

▶ **“U” Workstation with Bookcases**

List \$3,416

Excluding accessories

Overall Dimensions  
95”W x 120” D

MODEL #	QTY	DESCRIPTION	DIMENSIONS	LIST
PL177L/R	1	Bowfront desk with corner extension	71”W x 30/42/48”D	\$827.00
PL145	1	Reversible Return	48”W x 24”D	\$353.00
PL143	1	Credenza	71”W x 24”D	\$425.00
PL144OH	1	Open Hutch	71”W x 15”D x 36”H	\$600.00
PL44GLDRL	2	Glass Doors with Laminate Frame (set of 2 doors)		\$171.00 ea.
PL160	1	Corner Bookcase	24”W x 24”D x 29”H	\$505.00
PL161	1	Corner Bookcase	15”W x 15”D x 36”H	\$364.00



▲ **Bowfront “U” Workstation**  
List \$3,379

Excludes seating and accessories

Overall Dimensions  
71”W x 114” D

MODEL #	DESCRIPTION	DIMENSIONS	LIST PRICE
PL177L/R	Bowfront Desk Shell	71”W x 30/42/48”D	\$827.00
PL188	Bridge	30”W x 24”D	\$231.00
PL182L/R	Credenza with Corner Extension	71”W x 24-36”D	\$606.00
PL166	BBF Pedestal	16”W x 22”D	\$500.00
PL144OH	Open Hutch	71”W x 15”D x 36”H	\$600.00
PL44SGD	Silver Glazed Doors (set of 2 doors)		\$276.00
GBM1769	Magnetic Glass White Board	69”W x 17”H	\$339.00

\*Optional Task Light  
PLEDBUDTL48  
List \$269

# MAHOGANY



▲ **Double “U” Workstation**

List \$3,815

Excludes seating and accessories

**Overall Dimensions**

216”W x 71”D

MODEL #	QTY	DESCRIPTION	DIMENSIONS	LIST
PL178L/R	2	Desk Shell with Corner Extension	71”W x 30/42”D	\$827.00 ea.
PL170	2	Bridge	48”W x 24”D	\$289.00 ea.
PL147	1	Bullet Desk	71”W x 36” D	\$406.00
PL131/147LEGSIL	1	Leg for Bullet Desk		\$177.00
PL166	2	Box/Box/File Pedestals	16”W x 22”D	\$500.00 ea.



▲ **“L” Workstation**

List \$2,667

Excludes seating and accessories

**Overall Dimensions**

71”W x 71” D

MODEL #	QTY	DESCRIPTION	DIMENSIONS	LIST
PL182L/R	1	Credenza with Corner Extension	71”W x 24/36”D	\$606.00
PL192	1	Reversible Return	35”W x 24”D	\$264.00
PL144OH	1	Open Hutch	71”W x 15”D x 36”H	\$600.00
PL166	1	BBF Pedestal	16”W x 22”D x 28.5”H	\$500.00
PL44RAILSSI	1	Sliding Door Track		\$111.00
PL44SLIDESGD	2	Sliding Silver Framed Glass Doors (set of 2 doors)		\$189.00 ea.
PL118DGY	1	Tackboard—Dark Grey		\$208.00

**MODERN**



### ◀ “L” Workstation with Hutch

List \$2,357

**Overall Dimensions**

66”W x 65”D

MODEL #	DESCRIPTION	DIMENSIONS	LIST
PL102	Desk Shell	66”W x 30”D	\$424.00
PL192	Reversible Return	35”W x 24”D	\$264.00
PL140OH	Open Hutch	66”W x 15”D x 36”H	\$597.00
PL40LD	Laminate Doors (set of 2 doors)		\$59.00
PL166	BBF Pedestal	16”W x 22”D	\$500.00
PL175	FF Pedestal	16”W x 22”D	\$513.00

### ▶ Bowfront “U” Workstation with Bookcases

List \$5,259

Excludes seating and accessories

**Overall Dimensions**

95”W x 107” D

MODEL #	QTY	DESCRIPTION	DIMENSIONS	LIST
PL477L/R	1	Stepfront Bowfront Desk with Corner Extension	71”W x 30/42/48”D	\$638.00
PL46842	1	False Pedestal	16”W x 41.5”D x 28.5H	\$359.00
PL46830	1	False Pedestal	16”W x 29.5”D x 28.5”H	\$322.00
PL193	1	Bridge	35”W x 24”D	\$242.00
PL143	1	Credenza Shell	71”W x 24”D	\$425.00
PL166	2	BBF Pedestals	16”W x 22”D	\$500.00 ea.
PL144OH	1	Open Hutch	71”W x 15”D x 36”H	\$600.00
PL44SGD	2	Silver Glazed Doors (set of 2 doors)		\$276.00 ea.
PL118VISC	1	Tackboard—Visconti		\$252.00
PL160	1	Corner Bookcase	24”W x 24”D x 29”H	\$505.00
PL161	1	Corner Bookcase	15”W x 15”D x 36”H	\$364.00



### ◀ Bullet “L” Workstation with Storage Units

List \$5,451

Excludes seating and accessories

**Overall Dimensions**

125.5”W x 71” D

MODEL #	QTY	DESCRIPTION	DIMENSIONS	LIST
PL133L/R	1	Bullet Desk with Corner Extension	71”W x 30/42”D	\$791.00
PL133LEGSIL	1	Leg for Bullet Desk		\$177.00
PL145	1	Reversible Return	48”W x 24”D	\$353.00
PL1007	1	Mobile BF Pedestal	16”W x 22.5”D x 22.5H	\$566.00
PL151	1	Storage Cabinet	35.5”W x 22”D x 66”H	\$1,220.00
PL150/151SGD	2	Silver Glazed Doors (set of 2 doors)		\$333.00 ea.
PL208OH	2	Wall Mount Storage	35.5”W x 15”D x 17”H	\$403.00 ea.
PL44SGD	2	Silver Glazed Doors (set of 2 doors)		\$276.00 ea.
GBM3648WHT	1	Magnetic White Glass Dry Erase Board	48”W x 36”H	\$320.00



WALNUT



▲ **“U” Workstation with Storage Space**

List \$5,275

Excludes seating and accessories

**Overall Dimensions**

106.5"W x 113"D

MODEL #	DESCRIPTION	DIMENSIONS	LIST
PL189	Bowfront Desk Shell	71"W x 36/41"D	\$665.00
PL170	Bridge	48"W x 24"D	\$289.00
PL143	Credenza	71"W x 24"D	\$425.00
PL166	BBF Pedestal	16"W 22"D	\$500.00
PL144OH	Open Hutch	71"W x 15"D x 36"H	\$600.00
PL44SGD	Silver Glazed Doors	Set of 2 doors	\$276.00
GBM1769	Magnetic Glass White Board	69"W x 17"H	\$339.00
PL112	Lateral File	35.5"W x 22"D x 29"H	\$896.00
PL152	Storage Cabinet	35.5"W x 22"D x 27.25"H	\$739.00
PL152SGD	Silver Framed Glass Doors		\$546.00

▶ **Double Reception Workstation with White Counter Tops**

List \$3,794

Excludes seating and accessories

**Overall Dimensions**

142"W x 78"D



MODEL #	QTY	DESCRIPTION	DIMENSIONS	LIST
PL169NTT	2	Reception Desk Shells	71"W X 30"D X 41"H	\$658.00 ea.
PL169TT	2	White Transaction Tops	71"W X 17.75"D	\$139.00 ea.
PL169RISERBRU	2	Brushed Aluminum Counter Risers (7 per set)	1"H	\$86.00 ea.
PL180	2	Reversible Reception Return Shells	42"W x 24"D x 41"H	\$401.00 ea.
PL107	2	BF Hanging Pedestals	16"W x 22"D x 19"H	\$360.00 ea.
PL1066	2	Storage Shelves	16"W x 22.5"D x 11.5"H	\$253.00 ea.

WHITE



**Double Reception Workstation**

**List \$5,080**  
Excludes seating and accessories

MODEL #	QTY	DESCRIPTION	DIMENSIONS	LIST
PL169NTT	2	Reception Desk Shells	71"W x 30"D x 41"H	\$658.00 ea.
PL169TT	2	Transaction Tops	71"W x 1775"D	\$139.00 ea.
PL169RISERBRU	2	Transaction Top Risers (set of 7)	1"H	\$86.00 ea.
PL152	4	Storage Cabinets	35.5"W x 22"D x 37.25"H	\$739.00 ea.
PLT30R	1	Round Table Top	30" Round	\$189.00
PLTLEGV417	1	V-Legs for Round Tops	17" High	\$169.00

*Pedestals for workstations are optional.*



MODEL #	DESCRIPTION	DIMENSIONS	LIST
A. PL112/PL152/PL152SGD	Lateral File/Storage Cabinet Unit	35.5"W x 22"D x 66.25"H	\$2,181.00
B. PL112	Lateral File	35.5"W x 22"D x 29"H	\$896.00
C. PL152	Storage Cabinet	35.5"W x 22"D x 37.25"H	\$739.00
D. PL113	Storage Cabinet	35.5"W x 22"D x 29"H	\$549.00

**Reception Workstation**

**List \$3,322**  
Excludes seating and accessories

**Overall Dimensions**  
71"W x 72" D

MODEL #	QTY	DESCRIPTION	DIMENSIONS	LIST
PL180	1	Reception Return Shell	42"W x 24"D x 41"H	\$401.00
PL169NTT	1	Reception Desk Shell	71"W x 30"D x 41"H	\$658.00
PL169TT	1	Transaction Top	71"W x 1775"D	\$139.00
PL169RISERBRU	1	Transaction Top Risers (set of 7)		\$86.00
PL1007	2	Mobile BF Pedestals	16"W x 22.5"D x 22.5"H	\$566.00 ea.
PLCUSH1623	2	Cushions for Top of Pedestal		\$153.00 ea.
PLT30R	1	Round Table Top	30" Round	\$189.00
PLTRBPOST19BRU	1	Post-Polished Steel	19" High	\$95.00
PLTRBBASE23BRU	1	Round Base-Polished Steel	23" Spread	\$316.00



**WHITE**





▲ **Q-Top “U” Workstation**

List \$3,165

Excludes seating and accessories

**Overall Dimensions**  
71”W x 114”D

MODEL #	DESCRIPTION	DIMENSIONS	LIST
PL106	Q-Top Desk	71”W x 30/36”D	\$415.00
PL131/147/LEGSIL	Leg for Q-Top Desk		\$177.00
PL197	Bridge	42”W x 24”D	\$252.00
PL182L/R	Credenza with Corner Extension	71”W x 24/36”D	\$606.00
PL166	BBF Pedestal	16”W x 22”D x 28.5”H	\$500.00
PL144OH	Open Hutch	71”W x 15”D x 36”H	\$600.00
PL44SGD	Silver Glazed Doors (set of 2 doors)		\$276.00
GBM1769	Magnetic Glass White Board	69”W x 17”H	\$339.00

▶ **“L” Workstation**

List \$1,244

**Overall Dimensions**  
71”W x 84”D



MODEL #	DESCRIPTION	DIMENSIONS	LIST
PL101	Desk Shell	71”W x 36”D	\$531.00
PL145	Reversible Return	48”W x 24”D	\$353.00
PL107	Hanging Pedestal	16”W x 22”D x 19”H	\$360.00



◀ **“L” Workstation with Full Pedestals and Hutch**

List \$2,556

**Overall Dimensions**  
71”W x 84”D

MODEL #	DESCRIPTION	DIMENSIONS	LIST
PL101	Desk Shell	71”W x 36”D	\$531.00
PL145	Reversible Return	48”W x 24”D	\$353.00
PL166	BBF Pedestal	16”W x 22”D x 28.5H	\$500.00
PL175	FF Pedestal	16”W x 22”D x 28.5H	\$513.00
PL144OH	Open Hutch	71”W x 15”D x 36”H	\$600.00
PL44LD	Laminate Doors (set of 2 doors)		\$59.00

\*Desk Shells, Returns, and Hutches are Available by Special Order. Contact Your Sales Representative for Details.

MAPLE



**▲ Bowfront Desk with Wall Unit**

**List \$6,741**

Excludes seating and accessories

**Overall Dimensions for Wall Unit**  
142"W x 107"D

MODEL #	QTY	DESCRIPTION	DIMENSIONS	LIST
PL189	1	Bowfront Desk Shell	71"W x 36/41"D	\$665.00
PL143	1	Credenza Shell	71"W x 24"D	\$425.00
PL197	1	Bridge	42"W x 24"D	\$252.00
PL166	1	Box/Box/File Pedestal	16"W x 22"D	\$500.00
PL144OH	1	Open Hutch	71"W x 15"D	\$600.00
PL44SGD	2	Silver Glazed Doors (set of 2 doors)		\$276.00 ea.
PL112	2	2 Drawer Lateral Files	35.5"W x 22"D x 29"H	\$896.00 ea.
PL152	2	Storage Cabinets	35.5"W x 22"D x 29"H	\$739.00 ea.
PL118DGY	1	Tackboard Dark Grey		\$208.00
PLEDBUDTL48	1	Task light		\$269.00



**◀ Bowfront "U" Unit with Hutch**

**List \$3,376.00**

Excludes seating and accessories

**Overall Dimensions for Wall Unit**  
119"W x 71"D

MODEL #	QTY	DESCRIPTION	DIMENSIONS	LIST
PL189	1	Bowfront Desk Shell	71"W x 36/41" D	\$665.00
PL197	1	Bridge	35.5"W x 22"D	\$252.00
PL182L/R	1	Credenza with Corner Extension	71"W x 24/36"D	\$252.00
PL166	1	Box/File/File Pedestal	16"W x 22"D	\$500.00
PL144OH	1	Open Hutch	71"W x 15"D x 36"H	\$600.00
PL44SGD	1	Silver Glazed Doors (set of 2 doors)		\$276.00 ea.
PL118DGY	1	Tackboard—Dark Grey		\$208.00
PLEDBUDTL48	1	Tasklight		\$269.00

**▶ Bowfront Desk with Wall Unit**

**List \$3,548**

Excludes seating and accessories

MODEL #	QTY	DESCRIPTION	DIMENSIONS	LIST
PL189	1	Bowfront Desk Shell	71"W x 36/41" D	\$665.00
PL112	1	2 Drawer Lateral File	35.5"W x 22"D x 29"H	\$896.00
PL113	1	Storage Cabinet	35.5"W x 22"D x 29"H	\$549.00
PL110	1	Single Surface Top	71"W	\$243.00
PL144OH	1	Open Hutch	71"W x 15"D	\$600.00
PL44LD	2	Laminate Doors (2 per set)		\$59.00 ea.
PL118DGY	1	Tackboard—Dark Grey		\$208.00
PLEDBUDTL48	1	Task light		\$269.00





**HONEY**



### Reception Stations

Now more versatile, these reception stations can have optional overlay, glass, rectangular or bow transaction tops.



Grey



White

#### Reversible Reception Overlay

PL169DELTT  
List \$539



Three storage compartments; Finishes come in White and Dark Grey

**Overall Dimensions**  
66"W x 12"D x 38"H

Note: Reception Desk Shell does not require Transaction Top. Additionally, when purchasing an Optional Transaction top, Metal Counter Risers are not required.

#### Reception Desk Shell with Reversible Reception Overlay

List \$2,098.00

**Overall Dimensions**  
71"W x 72"D x 41"H



MODEL #	DESCRIPTION	DIMENSIONS	LIST
PL169DELTT	Reversible Reception Overlay	66"W x 12"D	\$539.00
PL169NTT	Reversible Reception Desk Shell	71"W x 30"D x 41"H	\$658.00
PL180	Reversible reception return shell	42"W x 24"D x 41"H	\$401.00
PL166	BBF Pedestal	16"W x 22"D x 28.5"H	\$500.00

# RECEPTION



**Quad Workstations**

List \$7,116.00

Excludes seating and accessories

**Overall Dimensions**

142"W x 144"D x 42"H

MODEL #	QTY	DESCRIPTION	DIMENSIONS	LIST
PL169NTT	4	Reversible Reception Desk Shell	71"W x 30"D x 41"H	\$658.00 ea.
PL180	4	Reversible Reception Return Shell	42"W x 24"D x 41"H	\$401.00 ea.
PL107	8	BF Hanging Pedestal	16"W x 22"D x 19"H	\$360.00 ea.



**Reversible Reception Desk Shell**

PL169NTT

List \$658

Excludes Seating and Accessories

**Overall Dimensions**


71"W x 30"D x 42"H



**Risers**

PL169RISERBRU  
List \$86 per set

Brushed Aluminum Counter Risers (7 per set)



**Reception Desk Shell with Optional Transaction Top**

List \$1,603

Excludes seating and accessories

**Overall Dimensions**

71"W x 30"D x 41"H

MODEL #	QTY	DESCRIPTION	DIMENSIONS	LIST
PL169NTT	1	Reversible Reception Desk Shell	71"W x 30"D	\$658.00
PL169RISERBRU	1	Brushed Aluminum Counter Riser (7 per set)		\$86.00
PL169TT	1	Transaction top		\$139.00
PBTR71	1	BF Hanging Pedestal		\$????.00
PL107	2	BF Hanging Pedestals	16"W x 22"D	\$360.00



**DESKS:**

**Desk Shells**

		LIST
PL104	48"W x 24"D	\$374.00
PL121	48"W x 30"D	\$382.00
PL103	60"W x 30"D	\$393.00
PL102	66"W x 30"D	\$424.00
PL101	71"W x 36"D	\$531.00
PL105	71"W x 30"D	\$531.00



**Bridges**

		LIST
PL195	24"W x 24"D	\$221.00
PL188	30"W x 24"D	\$231.00
PL193	35"W x 24"D	\$242.00
PL197	42"W x 24"D	\$252.00
PL170	48"W x 24"D	\$289.00



**Bowfront Desk Shells**

		LIST
PL187	66"W x 30/36"D	\$655.00
PL189	71"W x 36/41"D	\$665.00



**Bowfront Desk with Corner Extension**

		LIST
PL177L/R	71"W x 30/42/48" D	\$827.00

(Right Shown)



**Desk Shell with Corner Extension**

		LIST
PL178L/R	71"W x 30/42" D	\$827.00

(Left Shown)



**Credenza Shells**

		LIST
PL129	60"W x 24"D	\$402.00
PL111	66"W x 24"D	\$414.00
PL143	71"W x 24"D	\$425.00
PL142	HALFLEG/12"D	\$77.00

(PL142 attaches to Credenza Shell for extra support on larger applications)



**Credenzas with Corner Extension**

		LIST
PL181L/R	66"W x 24/36"D	\$595.00
PL182L/R	71"W x 24/36"D	\$606.00

(Left Shown)



**Corner Desk Shells**

		LIST
PL134	42"W x 24"D	\$558.00
PL163**	36"W x 24"D	\$619.00

\*\*Hutch not available for PL163



**Corner Desk Hutch for PL134**

		LIST
PL126	42"W x 15"D x 36"H	\$785.00



**Keyboards**

See Accessories page 171 for all keyboard options and pricing.

**Returns — Reversible**

		LIST
PL194	24"W x 24"D	\$242.00
PL179	30"W x 24"D	\$252.00
PL192	35"W x 24"D	\$264.00
PL196	42"W x 24"D	\$343.00
PL145	48"W x 24"D	\$353.00
PL198**	35"W x 20"D	\$264.00
PL146**	42"W x 20"D	\$343.00

\*\*Uses PL108 Pedestal



**Bullet Desks and Q Tops**

			LIST
PL131	Bullet Top	66"W x 30"D	\$346.00
PL31FMP*	Full modesty panel		\$181.00
PL147	Bullet Top	71"W x 36"D	\$406.00
PL106	Q-Top	72"W x 30/36"D	\$415.00
PL4706FMP	Full modesty panel for PL106 & PL147		\$197.00

\*Must use PL133LEG when using Full Modesty Panel Legs are sold separately



**Bullet Desks with Corner Extension**

		LIST
PL133L/R	71"W x 30/42"D	\$791.00

(Left Shown)



**Legs for Bullet Desks**

		LIST
PL131/147LEGBLK	Black	\$156.00
PL131/147LEGSIL	Silver	\$177.00



**Legs for Bullet Desk with Corner Extension\***

		LIST
PL133LEGBLK	Black	\$156.00
PL133LEGSIL	Silver	\$177.00

\*and when using Full Modesty Panels on PL131 & PL106

**Handle Options**

		LIST
PLPULLHLBLK*	Black standard on Cherry, Mahogany, Maple, and Honey	\$29.00
PLPULLHLNI*	Nickel standard on Espresso, Modern Walnut, Newport Gray and White	\$29.00
PLPULLRSI	Rectangular Drawer Pulls	\$34.00
PLPULLA	Angle drawer pulls available in Black and Silver	\$20.00
PLPULLCYL	Cylinder drawer pulls available in Black and Silver	\$20.00

\*Optional on all other finishes.



### STORAGE:

#### Wall Mount Storage

PL208OH*	35.5"W x 15"D x 17"H	<b>LIST</b>	<b>\$403.00</b>
----------	----------------------	-------------	-----------------



#### Hutch with 2 Doors

PL125	48"W x 15"D x 36"H	<b>LIST</b>	<b>\$644.00</b>
-------	--------------------	-------------	-----------------



#### Open Hutches

PL141OH	60"W x 15" D x 36"H	<b>LIST</b>	<b>\$576.00</b>
PL140OH	66"W x 15" D x 36"H	<b>LIST</b>	<b>\$597.00</b>
PL144OH	71"W x 15" D x 36"H	<b>LIST</b>	<b>\$600.00</b>



#### Wall Mount Open Hutches

PL2044OH*	71"W x 15" D x 17"H	<b>LIST</b>	<b>\$669.00</b>
PL208OH*	35.5"W x 15" D x 17"H	<b>LIST</b>	<b>\$403.00</b>



#### Open Hutch

PL153*	35.5"W x 14" D x 36"H	<b>LIST</b>	<b>\$418.00</b>
--------	-----------------------	-------------	-----------------



#### Divider for Open Hutch

PL44CHD*		<b>LIST</b>	<b>\$110.00</b>
----------	--	-------------	-----------------

*For PL144OH, PL1044OH, PL2044OH*



#### Open Hutch Organizer

PL122BLK	12.25"W x 18.5"D x 12.5"H	<b>LIST</b>	<b>\$208.00</b>
----------	---------------------------	-------------	-----------------



### TACKBOARDS AND DRY ERASE MARKER BOARDS:

#### Tackboard

##### Specify Gray or Visconti (VIS)

PL116DGY	Fits PL125	<b>LIST</b>	<b>\$177.00</b>
PL115DGY	Fits PL141OH	<b>LIST</b>	<b>\$177.00</b>
PL117DGY	Fits PL140OH	<b>LIST</b>	<b>\$188.00</b>
PL118DGY	Fits PL144OH	<b>LIST</b>	<b>\$208.00</b>
PL124DGY	Fits PL126	<b>LIST</b>	<b>\$215.00</b>
PL116VIS	Fits PL125	<b>LIST</b>	<b>\$211.00</b>
PL115VIS	Fits PL141OH	<b>LIST</b>	<b>\$221.00</b>
PL117VIS	Fits PL140OH	<b>LIST</b>	<b>\$231.00</b>
PL118VIS	Fits PL144OH	<b>LIST</b>	<b>\$252.00</b>
PL124VIS	Fits PL126	<b>LIST</b>	<b>\$276.00</b>
GBM1769WHT	Magnetic Glass White Dry Erase Marker Boards 69"W x 17"H	<b>LIST</b>	<b>\$339.00</b>
GBM3648WHT	Magnetic Glass White Dry Erase Marker Boards 48"W x 36"	<b>LIST</b>	<b>\$320.00</b>



### DOOR KITS:

#### Door Kits for PL208OH

PL44LD*	2 Laminate Doors	<b>LIST</b>	<b>\$59.00</b>
PL44SGD	2 Silver Framed Glass Doors	<b>LIST</b>	<b>\$276.00</b>



#### Silver Frame Glass Door Kits for Open Hutches (set of 2 doors)

PL41SGD	for PL141OH	<b>LIST</b>	<b>\$276.00</b>
PL40SGD	for PL140OH	<b>LIST</b>	<b>\$276.00</b>
PL44SGD	for PL144OH	<b>LIST</b>	<b>\$276.00</b>



#### Laminate Door Kits for Open Hutches (set of 2 doors)

PL41LD	for PL141OH	<b>LIST</b>	<b>\$59.00</b>
PL40LD	for PL140OH	<b>LIST</b>	<b>\$59.00</b>
PL44LD*	for PL144OH	<b>LIST</b>	<b>\$59.00</b>
PL44LDLOCK*	Doors with Locks	<b>LIST</b>	<b>\$104.00</b>



#### Laminate Framed Glass Door Kits for Open Hutches (set of 2 doors)

PL44GLDRL	for PL144OH, PL208OH, PL2044OH	<b>LIST</b>	<b>\$171.00</b>
-----------	--------------------------------	-------------	-----------------



#### Sliding Door Kits for PL208OH

PL08RAILSSI	Sliding Door Track	<b>LIST</b>	<b>\$74.00</b>
PL44SLIDESGD	2 Sliding Doors	<b>LIST</b>	<b>\$189.00</b>



#### Sliding Doors Kits for Open Hutches: PL144OH, PL2044OH

PL44RAILSSI	Sliding Door Track	<b>LIST</b>	<b>\$111.00</b>
PL44SLIDESGD	2 sliding doors	<b>LIST</b>	<b>\$189.00</b>



#### LED Task and Puck Lights

See Accessories page 174 for full details and pricing.



PLEDBUDTL24 / PLEDBUDTL48



PLEDDIMTL24MAGBLK / PLEDDIMTL36MAGBLK



PLEDPUCK3BLK

\*Items that are available in white



**PEDESTALS:**

**Box/Box/File Pedestals with Lock**

PL166*	16"W x 22"D x 28.5"H	<b>\$500.00</b>
--------	----------------------	-----------------

**File/File Pedestals with Lock**

PL175*	16"W x 22"D x 28.5"H	<b>\$513.00</b>
--------	----------------------	-----------------

**Deluxe Top Panel for Pedestals**

PL66T*	16"W x 22"D x 1"H Top Panel for PL166 & PL175 for Freestanding Use	<b>\$77.00</b>
--------	--	----------------

**Storage for PL166 and PL175**

PL1052*	16"W x 22"D x 21"H	<b>\$416.00</b>
PL1053*	16"W x 22"D x 21"H	<b>\$332.00</b>
PL1066*	16"W x 22"D x 11.5"H	<b>\$253.00</b>

**Hanging Pedestals-3/4**

PL107	Box/File	16"W x 22"D	<b>\$360.00</b>
PL108**	Box/File	16"W x 19"D x 19"H	<b>\$360.00</b>

\*\* For 20"D Returns Only

**Mobile Pedestals**

PL148	Box/Box/File	16"W x 22"D x 19"H	<b>\$665.00</b>
PL149	File/File	16"W x 22"D x 28.5"H	<b>\$696.00</b>

**BOOKCASES:**

**Bookcases**

PL154*	32"W x 14"D x 30"H	<b>\$257.00</b>
PL155*	32"W x 14"D x 48"H	<b>\$335.00</b>
PL156*	32"W x 14"D x 71"H	<b>\$481.00</b>
PL156SHELF*	Extra Shelf	<b>\$62.00</b>
PL164*	36"W x 14"D x 30"H	<b>\$349.00</b>
PL168*	36"W x 14"D x 66"H	<b>\$659.00</b>

PL164 and PL168 has 1" thick shelves

**Door Kit for PL156**

PLBCDK*	Set of 2 doors with lock 32"W x 28"H	<b>\$177.00</b>
---------	--------------------------------------	-----------------

**Corner Bookcases**

PL160	32"W x 23.5"D x 30"H	<b>\$505.00</b>
PL161	15"W x 15"D x 36"H	<b>\$364.00</b>
PL162	15"W x 15"D x 66"H	<b>\$467.00</b>


PL161 can stack on top of the PL160

**Wardrobe Storage Unit**

PL207*	23.5"D X 36.5"W X 65"H	<b>\$1,767.00</b>
--------	------------------------	-------------------

\*Only stocked in Espresso, Modern Walnut, Newport Gray, and White.

\*Items that are available in white



**2- Drawer Lateral File with Removable Top**

PL112*	35.5"W x 22"D x 29"H	<b>\$896.00</b>
--------	----------------------	-----------------

PL110*	Letter or Legal Filing Creates a single surface for the tops of two 35.5"W Storage cabinets or Lateral Files	<b>\$243.00</b>
--------	---	-----------------

**3- Drawer Lateral File**

PL183	35.5"W x 22"D x 42"H	<b>\$2,079.00</b>
-------	----------------------	-------------------

**4- Drawer Lateral File**

PL184	35.5"W x 22"D x 54.5"H	<b>\$2,547.00</b>
-------	------------------------	-------------------

**Combo Lateral File with Removable Top**

PL114*	31"W x 22"D x 28.5"H Box/Box/File/Lateral	<b>\$994.00</b>
--------	--	-----------------

**Mobile Storage Cabinet, Locking**

PL204	24"W x 24"D x 29"H 1 Adjustable Shelf	<b>\$418.00</b>
-------	--	-----------------

**Personal Unit**

PL150	23.75"W x 17.75"D x 65.5"H	<b>\$936.00</b>
-------	----------------------------	-----------------

Personal Unit with reversible door

**Storage Cabinets**

PL113*	35.5"W x 22"D x 29"H	<b>\$549.00</b>
PL152*	35.5"W x 22"D x 37.25"H	<b>\$739.00</b>
PL151	35.5"W x 22"D x 66"H	<b>\$1,220.00</b>

**Aluminum Frame Glass Door Kits**

PL113SGD	2 Doors for PL113	<b>\$323.00</b>
PL152SGD	2 Doors for PL152	<b>\$546.00</b>
PL150/151SGD	1 Door for PL150	<b>\$333.00 ea.</b>

\*Order (2) Doors for PL151

(Shown right)  
Combined Units –  
PL166 and PL175  
combined with PL1052,  
PL1053 & PL1066 storage  
units. See pedestals  
and storage for more  
information.

**STEP FRONT SERIES:**

**Bowfront Top with Laminate Modesty Panel**

		LIST
PL489	71"W x 36"/41"D	\$536.00



**Desk Tops with Laminate Modesty Panel**

		LIST
PL401	71"W x 36"D	\$439.00
PL402	66"W x 30"D	\$385.00



**Bowfront Desktop with Corner Extension and Modesty Panel**

		LIST
PL477L/R	71"W x 30/36/48"D	\$638.00



(Left Shown)

**Step Front Series: False Pedestals**

		LIST
PL46830	15.75"W x 29.5"D x 28.5"H (use with PL402 and PL477)	\$322.00
PL46836	15.75"W x 36.5"D x 28.5"H (use with PL401 and PL489)	\$332.00
PL46842	15.75"W x 41.5"D x 28.5"H (use with PL477)	\$359.00



**Acrylic Modesty Panel**

		LIST
PL71SGM	40"W X 28"H	\$536.00



Fits on PL489, PL401 and PL477 / Replaces supplied laminate panel

\*Step Front Series available in Espresso, New Port Grey, and Walnut only  
\*All Step Front desks require False Pedestals for support

**RECEPTION:**

**Reception Desk Shell**

		LIST
PL169NTT*	Curved 71"W x 30"D x 41"H	\$658.00



**Transaction Tops**

		LIST
PL169TT*	71"W x 24"D	\$139.00
PBTR71*	Rectangular 71"W x 12"D	\$231.00



Use with or without risers

**Transaction Top Risers**

		LIST
PL169RISERBRU	1"H	\$86.00



Brushed aluminum counter riser (7 per set)

**Glass Transaction Top with Risers Included**

		LIST
PL169TTGLASS/WHT	71"W x 17.75"D	\$546.00



**Reception Return Shell—Reversible**

		LIST
PL180*	42"W x 24"D x 41"H	\$401.00



**Reversible Reception Overlay**

		LIST
PL169DELTT*	66"W x 12"D x 38"H	\$539.00



Contains three storage compartments. Available in Dark Grey and White only.

\*Items that are available in white

**MISCELLANEOUS:**

**Modesty Panels**

		LIST
PLTLMP48	Laminate Modesty Panel 48"	\$165.00
PLTLMP54	Laminate Modesty Panel 54"	\$169.00
PLTLMP60	Laminate Modesty Panel 60"	\$175.00
PLTLMP66	Laminate Modesty Panel 66"	\$179.00



**Buffet Credenza**

		LIST
PL172*	35.5"W X 22"D 38"H	\$1,195.00
PL110**	71"W x 22"D	\$243.00

\*\*Creates a single surface for the tops of two 35.5"W cabinets

**Core Kit—Lock Kit**

		LIST
PLCOREKIT	Lock Core & Keys (no housing) (use if unit is unlocked)	\$38.00 ea.
PLLOCKKIT*	Lock Housing Core & Keys (use if unit is in locked)	\$46.00 ea.



\*Available in Black or Silver.

**Optional Pulls**

		LIST
PLPULLHLBLK	Large Black Pull	\$29.00 ea.
PLPULLHLNI	Large Silver Pull	\$29.00 ea.
PLPULLRSI	Rectangular Pull	\$34.00 ea.
PLPULLABLK	Black Angled Pull	\$21.00 ea.
PLPULLASIL	Silver Angled Pull	\$20.00 ea.
PLPULLCYLBLK	Black Cylinder Pull	\$21.00 ea.
PLPULLCYSIL	Silver Cylinder Pull	\$20.00 ea.



Black – standard on Cherry, Mahogany, Maple and Honey. Optional on all other finishes.

Nickel – standard on Espresso, Modern Walnut, Newport Gray and White. Optional on all other finishes.

Rectangular Drawer Pulls Optional on all finishes.

Rectangular Drawer Pulls Optional on all finishes.

PLPULLHLBLK List \$29

PLPULLHLNI List \$29

PLPULLRSI List \$34

PLPULLRBLK List \$34



Angle Drawer Pull available in Black and Silver

Cylinder Drawer Pull available in Black and Silver

PLPULLABLK List \$20  
PLPULLASIL

PLPULLCYLBLK List \$20  
PLPULLCYSIL

**Square Metal Grommets Optional**

		LIST
PLTSQGMBLK	Black	\$29.00 ea.
PLTSQGMSIL	Brushed Metal	\$29.00 ea.

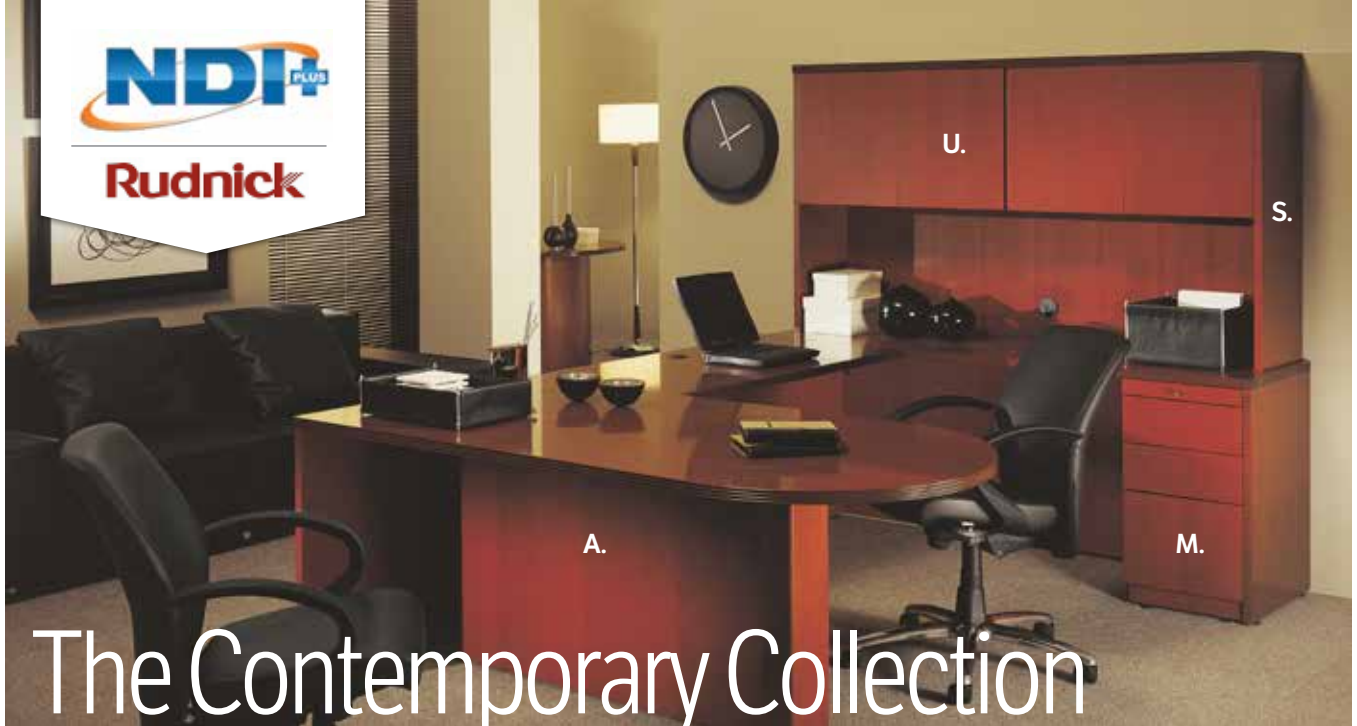


**Plastic Round Grommets**

		LIST
PLGROMMETBLK	Black	\$21.00 ea.
PLGROMMETSIL	Silver	\$21.00 ea.







# The Contemporary Collection

The Contemporary Collection by Rudnick is high quality furniture perfect for any office setting. Rudnick is a Brazilian based manufacturer that offers beautiful high quality office furniture. All our products are beautifully created and provide maximum durability. The catalyzed varnish with UV cure provides the ultimate finish that assures color retention, clarity and chemical resistance.

## Veneer Desks, Returns & Bridges

A variety of desk models allows you to express your own personal style. Available in Cherry and Royal Mahogany with a Diamond Reeded Edge Profile.



MODEL #	DESCRIPTION	DIMENSIONS	LIST
A. SOALP49	Bullet Desk with Wooden Leg and Full Modesty	72"W x 36"D x 29"H	\$1,252.00
B. SOALP89	Bow Front Desk	72"W x 36/42"D x 29"H	\$1,462.00
C. SOALP01	Rectangular Desk	72"W x 36"D x 29"H	\$1,385.00
D. SOALP104	Rectangular Desk	66"W x 30"D x 29"H	\$1,143.00
E. SOALP105	Rectangular Desk	60"W x 30"D x 29"H	\$1,044.00
F. SOALP45	Reversible Returns	48"W x 24"D x 29"H	\$670.00
G. SOALP40	Reversible Returns	42"W x 24"D x 29"H	\$640.00
H. SOALP37	Bridges with Grommet	48"W x 24"D x 29"H	\$538.00
I. SOALP38	Bridges with Grommet	42"W x 20"D x 29"H	\$516.00
J. SOALP14	Keyboard Tray	27.5"W x 12"D	\$285.00
K. SOALP15	Center Drawer	18.5"D x 24"W x 2"H	\$285.00

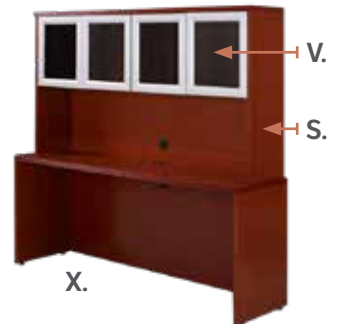
## Veneer Filing and Pedestals

Our filing and pedestal options have cored locks, are randomly keyed, and gang lock all the drawers in the pedestal.

MODEL #	DESCRIPTION	DIMENSIONS	LIST
L. SOALP82	File/File	15"W x 22"D x 27.75" H	\$779.00
M. SOALP83	Box/Box/File	15"W x 22"D x 27.75" H	\$789.00
N. SOALP76	Box/File	15"W x 18"D x 20"H	\$549.00
O. SOALP31	Credenza Lateral	36"W x 19"D x 27.75"H	\$1,770.00
P. SOPOLEPULL	9" Pole Pull		\$47.00
Q. SOPULLBLK	Black Pull		\$42.00
R. SOPULLNKL	Nickle Pull		\$42.00

## Veneer Hutches & Credenzas

We have two hutch options to fit your needs: wooden doors and frames painted with aluminum finish.



MODEL #	DESCRIPTION	DIMENSIONS	LIST
S. SOALP44	4 Door Open Hutch	70"W x 14"D x 39"H	\$1,180.00
T. SOALP66	66" Hutch with Wood Doors Only	66"W x 14"D x 39"H	\$1,609.00
U. SOUNI04W	Wood Door for ALP44 (Set of 2)		\$153.00
V. SOUNI04AG	Smoked Glass Door with Aluminum Frames for ALP44 (Set of 2)		\$428.00
W. SOALP98	68"W Tack Board for ALP44 Hutch		\$349.00
X. SOALP609	Credenza Shell	72"W x 24"D x 29"H	\$976.00
Y. SOALP36	Credenza Shell	66"W x 24"D x 29"H	\$966.00



Finishes Available:

Royal Mahogany

Cherry



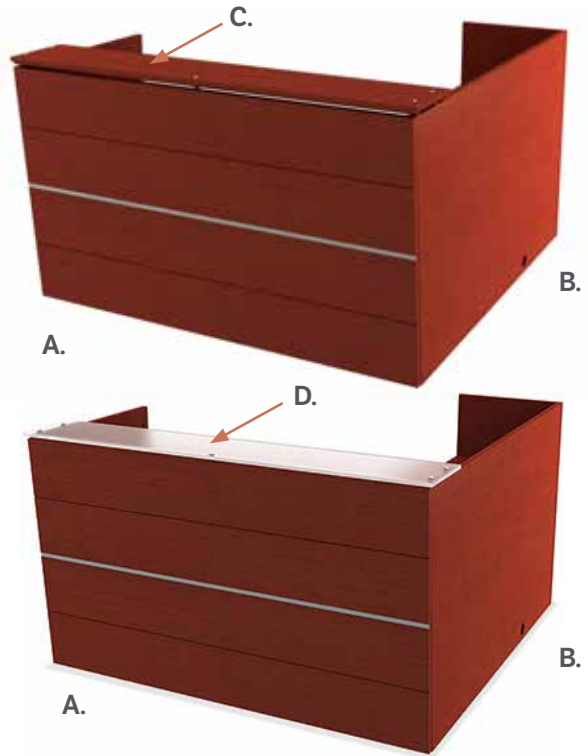
**Rudnick**

## Veneer Reception Desk Shell with Transaction Top

The Rudnick Reception Desks surfaces are full filled to insure beauty and maximum durability. Catalyzed varnish with UV cure provides the ultimate finish that assures color retention, clarity and chemical resistance.

MODEL #	DESCRIPTION	DIMENSIONS	LIST
A. SOALP17	Reception Unit Desk	72"W x 30"D x 43"H	\$2,200.00
B. SOALP17R	Reception Return Non-Handed	46"W x 20"D	\$853.00
C. SOALP16WT	Wood Transaction Top	70"W x 20"D	\$330.00
D. SOALP16GT	Glass Transaction Top	70"W x 20"D	\$1,350.00
E. SOALP77R	Return Pedestal	18" File/File	\$824.00

Additional special order items available, call for more information.



Finishes Available:



Additional Bookcase Edge Profile Available:

Diamond Reeded Edge Profile (not shown below, see page 87)



## Veneer Square Edge Bookcases

Bookcases come in a variety of sizes. All bookcases have adjustable pin shelves, and optional door kits and trim kits. Available in Cherry and Royal Mahogany.




MODEL #	DESCRIPTION	DIMENSIONS	LIST
F. SOSQ3648	Bookcase (2 Adjustable Shelves)	36"W x 48"H	\$778.00
G. SOSQ3672	Bookcase (4 Adjustable Shelves)	36"W x 72"H	\$1,076.00
H. SOSQ3684	Bookcase (5 Adjustable Shelves)	36"W x 84"H	\$1,260.00
I. SOSQ36DK	Door Kit	30"H	\$369.00
J. SOTRIMKIT	Trim Kit (for SOSQ3672 and SOSQ3684 ONLY)	36"W	\$199.00

30 day  
WARRANTY

DMI  
DMI OFFICE FURNITURE®



KESWICK



WALDEN



ANTIGUA

Call for pricing and availability.




GOVERNORS



BALMOOR



DELMAR



RUE DE LYON



ROOSEVELT simplifies traditional design while providing options that fit your needs. *Roosevelt is high on traditional styling yet easy on budgets. Offering design features such as rich veneers, optional laminate surfaces for added durability, and a mitered rim profile and base detailing. Choose Roosevelt's optional picture frame molding on desk models for that classic charm or go without if a cleaner look is desired. Roosevelt simplifies traditional design while providing options that fit your needs.*



All items on this page is available by special order, please call for details.



**RENEGADE** thrives in space innovation.

*Renegade's attractiveness stems from meeting functional needs with the appeal of flexible design elements at an exceptional value. This resourceful, all laminate casegood series blends open and closed storage options and filing solutions with worksurface configurability catering to the diverse work styles throughout your organization. Coupling its durability, sustainability and go anywhere state of mind, Renegade is ideal for high activity areas often found in education, healthcare and other bustling environments.*



All items on this page is available by special order, please call for details.




### Modular Desking System


The Hirsh modular desk line offers a professional solution for the changing needs of business, government and education offices. Arriving as fully assembled modular sections, full desks can be configured in various ways to match office space or to accommodate particular job needs. The desks combine heavy-duty steel construction and 1.125” laminate tops with the added comfort of radiused profile edgebanding, full height end panels and 3/4-length modesty panels for greater sense of privacy.

#### FINISHES:

Available Options:



Charcoal/Mahogany

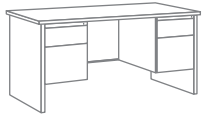


Black/Walnut



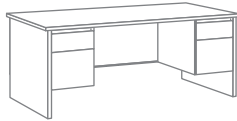


**Double Pedestal Desk**



SO20533 Black/Walnut  
SO20534 Charcoal/Mahogany  
List \$1,750

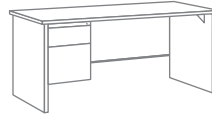
**Overall Dimensions**  
60"W x 30" D



SO20531 Black/Walnut  
SO20532 Charcoal/Mahogany  
List \$2,050

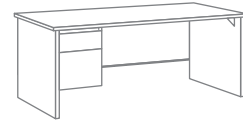
**Overall Dimensions**  
72"W x 36"D

**Left Hand Single Pedestal Desk**



SO20543 Black/Walnut  
SO20544 Charcoal/Mahogany  
List \$1,660

**Overall Dimensions**  
66"W x 30" D



SO20541 Black/Walnut  
SO20542 Charcoal/Mahogany  
List \$1,850

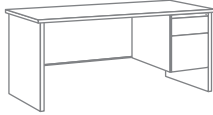
**Overall Dimensions**  
72"W x 36"D

**Right Hand Single Pedestal Desk**



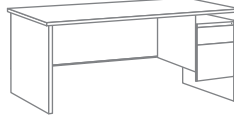
SO20539 Black/Walnut  
SO20540 Charcoal/Mahogany  
List \$1,420

**Overall Dimensions**  
48"W x 30" D



SO20537 Black/Walnut  
SO20538 Charcoal/Mahogany  
List \$1,660

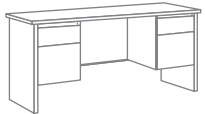
**Overall Dimensions**  
66"W x 30"D



SO20535 Black/Walnut  
SO20536 Charcoal/Mahogany  
List \$1,850

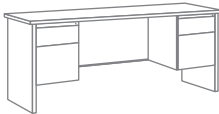
**Overall Dimensions**  
72"W x 36"D

**Double Pedestal Credenza**



SO20551 Black/Walnut  
SO20552 Charcoal/Mahogany  
List \$1,600

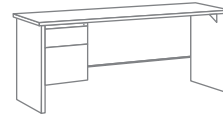
**Overall Dimensions**  
60"W x 24"D



SO20549 Black/Walnut  
SO20550 Charcoal/Mahogany  
List \$1,680

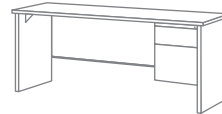
**Overall Dimensions**  
72"W x 24"D

**Left Hand or Right Hand Single Pedestal Credenzas**



SO20555 Black/Walnut  
SO20556 Charcoal/Mahogany  
List \$1,540

**Overall Dimensions**  
72"W x 24" D



SO20553 Black/Walnut  
SO20554 Charcoal/Mahogany  
List \$1,540

**Overall Dimensions**  
72"W x 24"D

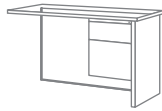
**Left Hand Return Desk**



SO20547 Black/Walnut  
SO20548 Charcoal/Mahogany  
List \$1,220

**Overall Dimensions**  
48"W x 24" D

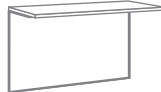
**Right Hand Return Desk**



SO20545 Black/Walnut  
SO20546 Charcoal/Mahogany  
List \$1,220

**Overall Dimensions**  
48"W x 24"D

**Bridge**



SO20557 Black/Walnut  
SO20558 Charcoal/Mahogany  
List \$515

**Overall Dimensions**  
48"W x 24"D

**Door Kits**

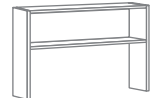


SO20569 48" Black/Walnut  
SO20570 48" Charcoal/Mahogany  
List \$270

SO20567 60" Black/Walnut  
SO20568 60" Charcoal/Mahogany  
List \$480

SO20565 72" Black/Walnut  
SO20566 72" Charcoal/Mahogany  
List \$480

**Stack-On-Hutch**



SO20563 48" Black/Walnut  
SO20564 48" Charcoal/Mahogany  
List \$588

SO20561 60" Black/Walnut  
SO20562 60" Charcoal/Mahogany  
List \$630

SO20559 72" Black/Walnut  
SO20560 72" Charcoal/Mahogany  
List \$683





### Modular Desking System

The Hirsh pedestal desk line features a classic pedestal look ideal for business, government and education applications. Our pedestal desks are constructed of high-quality steel for long-lasting durability. Available in a variety of color combinations, they feature laminate wood surfaces that resist scratches, stains and water damage.

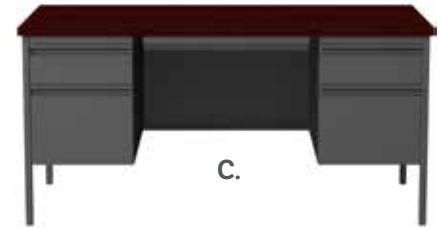


#### A. 24 x 45 Single Pedestal Desk

MODEL #	DESCRIPTION	DIMENSIONS	LIST
SO22213	Putty / Oak	45.5"W x 24"D x 29.5"H	\$1,040.00
SO22214	Black / Walnut	45.5"W x 24"D x 29.5"H	\$1,040.00
SO22215	Charcoal / Mahogany	45.5"W x 24"D x 29.5"H	\$1,040.00



A.



C.

#### B. 30 x 48 Single Pedestal Desk

MODEL #	DESCRIPTION	DIMENSIONS	LIST
SO20091	Putty / Oak	48" W x 30" D x 29.5" H	\$1,160.00
SO20092	Black / Walnut	48" W x 30" D x 29.5" H	\$1,160.00
SO20093	Charcoal / Mahogany	48" W x 30" D x 29.5" H	\$1,160.00



B.

#### C. Double Pedestal Desk

MODEL #	DESCRIPTION	DIMENSIONS	LIST
SO20100	Putty / Oak	60" W x 30" D x 29.5" H	\$1,395.00
SO20101	Black / Walnut	60" W x 30" D x 29.5" H	\$1,395.00
SO20102	Charcoal / Mahogany	60" W x 30" D x 29.5" H	\$1,395.00
*SO20103	Gray / Gray Nebula	60" W x 30" D x 29.5" H	\$1,395.00

#### D. Right Hand Single Pedestal Desk (not shown)

MODEL #	DESCRIPTION	DIMENSIONS	LIST
SO20094	Putty / Oak	66" W x 30" D x 29.5" H	\$1,385.00
SO20095	Black / Walnut	66" W x 30" D x 29.5" H	\$1,385.00
SO20096	Charcoal / Mahogany	66" W x 30" D x 29.5" H	\$1,385.00

#### F. Left Hand Single Pedestal Desk (not shown)

MODEL #	DESCRIPTION	DIMENSIONS	LIST
SO20097	Putty / Oak	66" W x 30" D x 29.5" H	\$1,385.00
SO20098	Black / Walnut	66" W x 30" D x 29.5" H	\$1,385.00
SO20099	Charcoal / Mahogany	66" W x 30" D x 29.5" H	\$1,385.00

#### E. Left Return (not shown)

MODEL #	DESCRIPTION	DIMENSIONS	LIST
SO20238	Putty / Oak	42" W x 24" D x 29.5" H	\$975.00
SO20239	Black / Walnut	42" W x 24" D x 29.5" H	\$975.00
SO20240	Charcoal / Mahogany	42" W x 24" D x 29.5" H	\$975.00


To be used with 20094, 20095, and 20096

#### G. Right Return (not shown)

MODEL #	DESCRIPTION	DIMENSIONS	LIST
SO20235	Putty / Oak	42" W x 24" D x 29.5" H	\$975.00
SO20236	Black / Walnut	42" W x 24" D x 29.5" H	\$975.00
SO20237	Charcoal / Mahogany	42" W x 24" D x 29.5" H	\$975.00

To be used with 20097, 20098, and 20099


#### FINISHES:



Charcoal/Mahogany



Black/Walnut



Putty/Oak



\*Gray/Gray Nebula

\*Gray/Gray Nebula is only available for the SO20103 (60"W x 30"D) Double Pedestal Desk

All items on this page is available by special order, please call for details.

## Teacher's Desks

The Hirsh teacher's desk is designed for the modern classroom with both mobile and non-mobile options, and durable T-Mold laminate work surfaces.



### A. 30 x 48 Single Pedestal Teacher's Desk (not shown)

MODEL #	DESCRIPTION	DIMENSIONS	LIST
SO22642	Black / Walnut	48"W x 30"D x 29.5"H	\$1,180.00
SO22643	Platinum / White	48"W x 30"D x 29.5"H	\$1,180.00

### C. 30 x 48 Single Pedestal Mobile Teacher's Desk

MODEL #	DESCRIPTION	DIMENSIONS	LIST
SO22646	Black / Walnut	48"W x 30"D x 29.5"H	\$1,200.00
SO22647	Platinum / White	48"W x 30"D x 29.5"H	\$1,200.00

### B. 30 x 60 Double Pedestal Teacher's Desk

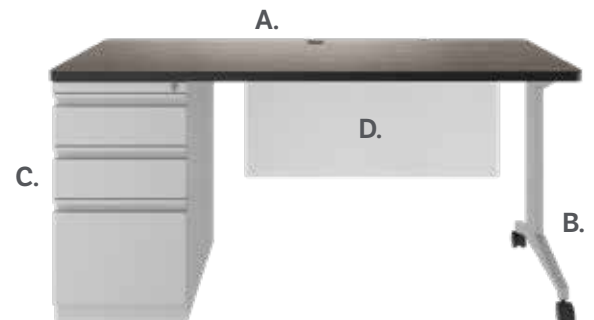
MODEL #	DESCRIPTION	DIMENSIONS	LIST
SO22644	Black / Walnut	60"W x 30"D x 29.5"H	\$1,430.00
SO22645	Platinum / White	60"W x 30"D x 29.5"H	\$1,430.00

### D. 30 x 60 Single Pedestal Mobile Teacher's Desk (not shown)

MODEL #	DESCRIPTION	DIMENSIONS	LIST
SO22648	Black / Walnut	60"W x 30"D x 29.5"H	\$1,460.00
SO22649	Platinum / White	60"W x 30"D x 29.5"H	\$1,460.00

## Modern Teacher's Desks

TA modern and professional desk solution ideal for the education market. T-mold edge creates rounded corners to avoid sharp edges. T-leg creates a modern design and features locking casters.



### A. T-Mold Worksurface

MODEL #	DESCRIPTION	DIMENSIONS	LIST
SO24072	Weathered Charcoal	62.5"W x 26.5"D	\$400.00
SO24071	White	62.5"W x 26.5"D	\$400.00

### C. Work Surface Supporting Pedestal

MODEL #	DESCRIPTION	DIMENSIONS	LIST
SO24070	Arctic Silver	18"W x 26"D x 30.25"H	\$540.00

### B. T-Leg with Locking Casters

MODEL #	DESCRIPTION	DIMENSIONS	LIST
SO24073	Arctic Silver	25.25"W x 30"H	\$175.00

### D. Modesty Panel with Holders

MODEL #	DESCRIPTION	DIMENSIONS	LIST
SO23711	Clear	38"W x 17.5"H	\$285.00



## FEATURES:

- 3 mil PVC Tough Edge on all exposed edges
- Choice of laminate finishes
- Top quality Steel Ball Bearing Drawer Slides
- Flared drawer pulls for an enhanced look
- Core removable locks and leveling glides included.

Available Elements Finishes: *\*Not all finishes are available on each item, call for details.*





# ELEMENTS

## Laminate Series

Simple, Contemporary, Affordable. Features include heavy duty steel frame and your choice of laminate finishes. Greenguard Certified.



▲ **Quad Workstation**

**List \$8,452**

Excludes seating and accessories

**Overall Dimensions**  
144"W x 144" D

MODEL #	QTY	DESCRIPTION	DIMENSIONS	LIST
PLT2472	4	Worksurface tops	72"W x 24"D	<b>\$311.00 ea.</b>
PLT2448	4	Worksurface tops	48"W x 24"D	<b>\$253.00 ea.</b>
PLTLEGU24NB	12	U-Legs	24"W x 29"H	<b>\$207.00 ea.</b>
PLTCBBSINGLE	12	Connecting Beam Brackets		<b>\$40.00 ea.</b>
PLTMDB72	4	Main Desk Beams	for 72"W Tops	<b>\$104.00 ea.</b>
PLTRB48	4	Return Beams	for 48"W Tops	<b>\$106.00 ea.</b>
PLTFB	8	Flat Brackets		<b>\$16.00 ea.</b>
PL1007	4	Box/File Mobile Pedestals	16"W x 22.5"D x 22.5"H	<b>\$566.00 ea.</b>

▶ **"U" Style Workstation**

**List \$8,032**

Excludes seating and accessories

**Overall Dimensions**  
204"W x 72"D

MODEL #	QTY	DESCRIPTION	DIMENSIONS	LIST
PL207	2	Wardrobe/Storage cabinets	24"W x 23.5"D x 65"H	<b>\$1,767.00 ea.</b>
PL1007	2	Mobile Box/File pedestals	16"W x 22.5"D x 22.5"H	<b>\$566.00 ea.</b>
PLTLEGU30NB	4	U-Legs	30"W x 29"H	<b>\$223.00 ea.</b>
PLTLEGU24NB	2	U-Legs	24"W x 29"H	<b>\$207.00 ea.</b>
PLTCBBSINGLE	6	Connecting Beam Brackets		<b>\$40.00 ea.</b>
PLT3072	2	Worksurface Tops	72" W X 30"D	<b>\$364.00 ea.</b>
PLT2448	2	Worksurface Tops	48" W X 24"D	<b>\$253.00 ea.</b>
PLTMDB72	2	Main Desk Beams	for 72"W Tops	<b>\$104.00 ea.</b>
PLTRB48	2	Return Beams	for 48"W Return Tops	<b>\$106.00 ea.</b>
CMS04	2	Wire Manager Snake		<b>\$83.00 ea.</b>



◀ **"L" Workstation with Overhead Storage**

**List \$3,678**

Excludes seating and accessories

**Overall Dimensions**  
72"W x 72"D

MODEL #	QTY	DESCRIPTION	DIMENSIONS	LIST
PLT3072	1	Worksurface Tops	72"W x 30"D	<b>\$364.00 ea.</b>
PLT2448	1	Worksurface Tops	48"W x 24"D	<b>\$253.00 ea.</b>
PLTMDB72	1	Main Desk Beams	for 72" W Tops	<b>\$104.00 ea.</b>
PLTRB48	1	Return Beams	for 48"W Return Tops	<b>\$106.00 ea.</b>
PLTLEGU30NB	2	U-Legs	30"W x 29"H	<b>\$223.00 ea.</b>
PLTLEGU24NB	1	U-Legs	24"W x 29"H	<b>\$207.00 ea.</b>
PL2080H	2	Overhead Wall Mount Storage	35.5"W	<b>\$403.00 ea.</b>
PL44SGD	2	Silver glazed doors (2 per set)		<b>\$276.00 ea.</b>
CPSBBF	2	Box/Box/File Metal Pedestals	15"W x 26.5"H x 22"D	<b>\$570.00 ea.</b>
PLTCBBSINGLE	3	Connecting Beam Brackets		<b>\$40.00 ea.</b>



MAPLE



▲ **Double “L” Workstation with Hutches**

**List \$8,626**

Excludes seating and accessories

**Overall Dimensions**  
188”W x 72”D

MODEL #	QTY	DESCRIPTION	DIMENSIONS	LIST
PL1012	2	2 Drawer Personal Cabinets (without top)	36”W x 22”D x 21”H	<b>\$967.00 ea.</b>
PL1013	2	Open Bookcases (without top)	36”W x 22”D x 21”H	<b>\$439.00 ea.</b>
PL110	2	71”W Credenza tops (for the PL1012 & PL1013)	71”W	<b>\$243.00 ea.</b>
PL1044OH	2	71”W Open overhead storage units	71”W	<b>\$675.00 ea.</b>
PL44LD	2	Laminate doors for hutch (2 doors per set)		<b>\$59.00 per set</b>
PLTLPHS27SINGLE	4	27”H Risers for overhead storage		<b>\$145.00 ea.</b>
PLT3072	2	Main desk tops	72”W x 30”D	<b>\$364.00 ea.</b>
PLTLP30DR	2	Desk risers for 30”D top		<b>\$150.00 ea.</b>
PLTLEGU30NB	2	U-Legs	30”W x 28.5”H	<b>\$263.00 ea.</b>
PLTCBBSINGLE	2	Single Connector Beam Brackets for U-Legs		<b>\$40.00 ea.</b>
PLTMDB72	2	Main Desk Beam Supports		<b>\$104.00 ea.</b>
PL1007	2	Laminate Box/File Pedestals	16”W x 22.5”D x 22.5”H	<b>\$566.00 ea.</b>
CUSH1623	2	Cushions for PL1007 that is available in Lime Green, Gray, Celestial Blue, Red & Visconti fabric		<b>\$153.00 ea.</b>

▶ **“L” Workstation with Hutch**

**List \$3,933**

Excludes seating and accessories

**Overall Dimensions**  
94”W x 72”D

MODEL #	QTY	DESCRIPTION	DIMENSIONS	LIST
PL1012	1	2 Drawer Personal Cabinet (without top)	36”W X 22”D X 21”H	<b>\$967.00 ea.</b>
PL1013	1	Open Bookcase (without top)	36”W X 22”D X 21”H	<b>\$439.00 ea.</b>
PL110	1	Credenza top (for the PL1012 & PL1013)	71”W	<b>\$243.00 ea.</b>
PL1044OH	1	Open overhead storage unit	71”W	<b>\$675.00 ea.</b>
PL44LD	1	Laminate doors for hutch (2 doors per set)		<b>\$59.00 ea.</b>
PLTLPHS27SINGLE	2	27”H Risers for overhead storage		<b>\$145.00 ea.</b>
PLT3072	1	Main desk top	72”W X 30”D	<b>\$364.00 ea.</b>
PLTLP30DR	1	Desk riser for 30”D top		<b>\$150.00 ea.</b>
PLTLEGU30NB	1	U-Leg	30”W X 28.5”H	<b>\$263.00 ea.</b>
PLTCBBSINGLE	1	Single Connector Beam Bracket for U-Leg		<b>\$40.00 ea.</b>
PLTMDB72	1	Main Desk Beam Support		<b>\$104.00 ea.</b>
GBM1769	1	Magnetic Whiteboard	69”W X 17”D	<b>\$339.00 ea.</b>



# ASPEN



▲  
**Quad Workstation**  
**List \$8,174**  
Excludes seating and accessories  
**Overall Dimensions**  
41"H

MODEL #	QTY	DESCRIPTION	DIMENSIONS	LIST
PL113	1	Storage Cabinets	35.5"W x 22"D x 29"H	<b>\$549.00 ea.</b>
PL112	2	2 Drawer Lateral File	35.5"W x 22"D x 29"H	<b>\$896.00 ea.</b>
PL109WHT	3	File Tops in White	36"W	<b>\$149.00 ea.</b>
PL166	4	Box/Box/File Pedestals	16"W x 22"D	<b>\$500.00 ea.</b>
PL1066	4	Storage Units	16"W x 22"D x 11.5"H	<b>\$253.00 ea.</b>
PLT2472	4	Worksurface Tops	72"W x 24"D	<b>\$311.00 ea.</b>
PLTLEGU48NB41	2	U-Legs	48"W x 41"H	<b>\$361.00 ea.</b>
PLTRETSUPPORT	4	Universal Return Support Beams		<b>\$62.00 ea.</b>
PLTCBSINGLE	4	Connecting Beam Brackets		<b>\$40.00 ea.</b>



◀  
**"L" Unit Workstation with Covered Leg**  
**List \$2,557**  
Excluding accessories  
**Overall Dimensions**  
72"W x 72"D

MODEL #	DESCRIPTION	DIMENSIONS	LIST
PL1012	2 Drawer Personal Cabinet (without Top)	36"W x 22"D x 21"H	<b>\$967.00</b>
PL1013	Open Bookcase (without Top)	36"W x 22"D" x 21"H	<b>\$439.00</b>
PL110	Credenza Top	71"W	<b>\$243.00</b>
PLT2472	Worksurface Top	72"W x 24"D	<b>\$311.00</b>
PLTLPDR24	Desk Riser	for 24"D Desk Top	<b>\$127.00</b>
PLTLEGU24NB	U-Legs	24"W x 29"H	<b>\$207.00</b>
PLTMDB72	Main Desk Beams	for 72"W Tops	<b>\$104.00</b>
SOPLTLEGFMEPP24	Cover for U-Leg		<b>\$119.00</b>
PLTCBSINGLE	Connecting Beam Bracket		<b>\$40.00</b>

▶  
**Adjustable Multi-Workstation**  
**List \$20,310**  
Excluding accessories

MODEL #	QTY	DESCRIPTION	DIMENSIONS	LIST
PL1012	5	2 drawer personal Cabinets (without top)	36" W x 22" D x 21" H	<b>\$967.00 ea.</b>
PL1013	5	Open Bookcases (without top)	36" W x 22" D x 21" H	<b>\$439.00 ea.</b>
PL110	5	Credenza Tops	71"W	<b>\$243.00 ea.</b>
PLCUSH2136	5	Cushion for the PL1012 & PL1013		<b>\$289.00 ea.</b>
PLT2472	5	Worksurface Tops	72"W x 24"D	<b>\$311.00 ea.</b>
PLTEAB4872MEDNF	5	Electric Height Adjustable Table Bases		<b>\$1,379 ea.</b>
PLTBUDFEET24	5	Feet for Table Base	for use with 24"D tops	<b>\$110.00 ea.</b>
PLTAP1566S	5	Acrylic Privacy Dividers	66"W x 15"H	<b>\$255.00 ea.</b>
PLTSBUDMSGL	5	Edge mount screen brackets (sold in pairs)		<b>\$69.00 ea.</b>



# NEWPORT



**Multiple Workstations**  
*List \$13,448*

Excludes seating and accessories

**Overall Dimensions**  
216"W x 120"D

MODEL #	QTY	DESCRIPTION	DIMENSIONS	LIST
PL1012	6	2 Drawer Personal Cabinet (without Top)	36"W x 22"D x 21"H	<b>\$967.00 ea.</b>
PL109	6	36" File Tops for PL1012		<b>\$149.00 ea.</b>
PLCUSH2136	6	Cushions for PL1012 (available in Lime Green, Gray, Celestial Blue, Red and Visconti Fabric)		<b>\$289.00 ea.</b>
PLTLEGU4860ILCMB	2	Benching Inset Legs		<b>\$525.00 ea.</b>
PLTLEGV4860	2	V-Legs for two 24"D shared tops		<b>\$245.00 ea.</b>
PLT2472	6	Worksurface Tops	72"W x 24"D	<b>\$311.00 ea.</b>
PLTMDB66	4	Main Desk Beams	66"W	<b>\$93.00 ea.</b>
PLTMDB72	2	Main Desk Beams	72"W	<b>\$104.00 ea.</b>
PLTSBUDMDUALSI	3	Dual Desk Mount Screen Brackets (sold in pairs)		<b>\$89.00 ea.</b>
PLTAP1566S	3	Acrylic Privacy Dividers	66"W x 15"H	<b>\$255.00 ea.</b>

**"L" Workstation with Wall Mounted Storage**  
*List \$4,045*

Excludes seating and accessories

**Overall Dimensions**  
72"W x 72"D

MODEL #	QTY	DESCRIPTION	DIMENSIONS	LIST
PLT3072	1	Main Desk Top	72"W x 30"D	<b>\$364.00</b>
PLT2442	1	Return top	42"W x 24"D	<b>\$238.00</b>
PLTLEGU30NB	2	U-Legs	24"W x 28.5"H	<b>\$223.00 ea.</b>
PLTMDB72	1	Main Desk Beam	72"W	<b>\$104.00</b>
PLTLEGU24NB	1	U-Legs	24"W x 28.5"H	<b>\$207.00</b>
PLTRETSSUPPORT	1	Universal Return Support		<b>\$62.00</b>
PLTCBBSINGLE	3	Single Connector Beam Brackets for U-Leg		<b>\$40.00 ea.</b>
PLTFB	2	Flat Brackets		<b>\$16.00 ea.</b>
CPSBBF	2	Locking Box/Box/File Pedestals with glides	15"W X 22"D X 26.5"H	<b>\$570.00 ea.</b>
PL208OH	2	Overhead Wall Mount Storage Units	35.5"W	<b>\$403.00 ea.</b>
PL08RAILSI	2	Sliding Door Tracks		<b>\$74.00 ea.</b>
PL44SLIDESGD	2	2 Sliding Doors, Silver Glazed frames		<b>\$189.00 ea.</b>



**Quad Workstation with Bullet Tops**  
*List \$7,370*

Excludes seating and accessories

**Overall Dimensions**  
132"W x 142"D

MODEL #	QTY	DESCRIPTION	DIMENSIONS	LIST
PL147	2	Bullet Desk Tops	71"W x 36"D	<b>\$406.00 ea.</b>
PL131/147LEGSIL	2	Legs for Bullet Desk Tops		<b>\$177.00 ea.</b>
PLT2448	4	Return tops	49"W x 24"D	<b>\$253.00 ea.</b>
PLTLEGU24NB	4	U-Legs	24"W x 28.5"H	<b>\$207.00 ea.</b>
PLTRETSSUPPORT	4	Universal Return Supports		<b>\$62.00 ea.</b>
PLTCBBSINGLE	4	Single Connector Beam Brackets for U-Leg		<b>\$40.00 ea.</b>
PLTFB	8	Flat Brackets		<b>\$16.00 ea.</b>
PLT60MS	4	Stiffener Braces for 60" & 66" Tops		<b>\$42.00 ea.</b>
PLTDTPM2U2EGWHT	4	Desk Top Power Modules		<b>\$309.00 ea.</b>
PL1007	4	Laminate Box/File Pedestals	22.5"D x 22.5"H	<b>\$566.00 ea.</b>
PLPULLCYL	8	Cylinder Drawer Pulls		<b>\$20.00 ea.</b>



**GRAY**





▲ **Multi Workstations**

List \$13,856

Excludes seating and accessories

**Overall Dimensions**  
188"W x 90"D

MODEL #	QTY	DESCRIPTION	DIMENSIONS	LIST
PL1012	2	2 Drawer Personal Cabinet (without tops)	36"W x 22"D x 21"H	\$967.00 ea.
PL1013	4	Open Bookcases (without tops)	36"W x 22"D x 21"H	\$439.00 ea.
PL110	4	Credenza Tops	71"W	\$243.00 ea.
PL150	2	Personal Unit	18"W x 24"D x 66"H	\$936.00 ea.
PL150/151SGD	2	Aluminum Framed Glass Doors		\$333.00 ea.
PLTRBBASE23BRU	4	Base Plate	23" Round	\$316.00 ea.
PLTRBPOST28BRU	4	Post Legs	28"H	\$105.00 ea.
PLT3072	4	Worksurface Tops	72"W x 30"D	\$364.00 ea.
PLTRETSSUPPORT	4	Universal Return Support Beams		\$62.00 ea.
PLTLP30DR	4	Desk risers	30"W	\$150.00 ea.
PLTSDTM	2	Universal Desk Mount Brackets (sold in pairs)		\$59.00 ea.
PLTFP1566	2	Fabric Privacy Dividers	66"W x 15"H	\$224.00 ea.
PLT60MS	4	Stiffener Braces		\$42.00 ea.



◀ **Double Workstations with Hutch**

List \$6,116

Excludes seating and accessories

**Overall Dimensions**  
144"W x 72"D

MODEL #	QTY	DESCRIPTION	DIMENSIONS	LIST
PL1044OH	2	Open Overhead Storage Unit	71"W	\$675.00 ea.
PL44LD	2	Laminate Doors (2 per set)		\$59.00 ea.
PLTLPHS20	2	Hutch Risers	20"H	\$239.00 ea.
PLT2472	2	Worksurface Tops	72"W x 24"D	\$311.00 ea.
PLT2448	2	Worksurface Tops	48"W x 24"D	\$253.00 ea.
CPSBBF	2	Box/Box/File Metal Pedestals	15"W x 22"D x 26.5"H	\$570.00 ea.
PLTLEGU24NB	6	U-Legs	24"W	\$207.00 ea.
PLTCBBSINGLE	6	Single Connecting Beam Brackets for U-Leg		\$40.00 ea.
PLTMDB72	2	Main Desk Beams	72"W	\$104.00 ea.
PLTRB48	2	Return Beams	for 48"W Returns	\$106.00 ea.

▶ **Double Workstation with Storage**

List \$10,758

Excludes seating and accessories

**Overall Dimensions**  
192"W x 72"D

MODEL #	QTY	DESCRIPTION	DIMENSIONS	LIST
PL207	2	Combo Storage Unit	24"W x 23.5"D x 65"H	\$1,767.00 ea.
PL1044OH	2	Open Overhead Storage	71"W	\$675.00 ea.
PL44LD	4	Laminate Doors (2 per set)		\$59.00 ea.
PLTLPHS27	2	Hutch Risers	27"H	\$289.00 ea.
PL1012	2	2 Drawer Personal Cabinets (without tops)	36"W x 22"D x 21"H	\$967.00 ea.
PL1013	2	Open Bookcases (without tops)	36"W x 22"D x 21"H	\$439.00 ea.
PL110	2	Credenza Tops	71"W	\$243.00 ea.
PLTLP30DR	2	Desk Risers	for 30"D Tops	\$150.00 ea.
PLT3072	2	Worksurface Tops	72"W x 30"D	\$364.00 ea.
PLTMDB72	2	Main Desk Beams	72"W	\$104.00 ea.
PLTCBBSINGLE	2	Single Connecting Beam Brackets for U-Legs		\$40.00 ea.
PLTLEGU30NB	2	U-Legs	30"W	\$223.00 ea.



# ESPRESSO

**Multi Workstations**

**List \$11,334**

Excludes seating and accessories

**Overall Dimensions**

216"W x 72"D

MODEL #	QTY	DESCRIPTION	DIMENSIONS	LIST
PL1012	3	2 Drawer Personal Cabinet (without tops)	36"W x 22"D x 21"H	<b>\$967.00 ea.</b>
PL1013	3	Open Bookcases (without tops)	36"W x 22"D x 21"H	<b>\$439.00 ea.</b>
PL110		Credenza Tops	71"W	<b>\$243.00 ea.</b>
PLCUSH2136	3	Cushion for PL1012 (Available in Lime Green Gray, Celestial Blue, Red, and Visconti)		<b>\$243.00 ea.</b>
PL1053	3	Open Bookcases	16"W x 22"D x 21"H	<b>\$332.00 ea.</b>
PL1007	3	Box/File Mobile Pedestal	16"W x 22.5"D x 22.5"H	<b>\$566.00 ea.</b>
CUSH1623	3	Cushion for PL1007 (Available in Lime Green Gray, Celestial Blue, Red, and Visconti)		<b>\$153.00 ea.</b>
PLTLP24DR	3	Desk Risers	for 24"D tops	<b>\$127.00 ea.</b>
PLTLEGU24NB	3	U-Legs	24"W	<b>\$207.00 ea.</b>
PLTCBBSINGLE	3	Single Connecting Beam Brackets for U-Legs		<b>\$40.00 ea.</b>
PLT2472	3	Worksurface Tops	72"W x 24"D	<b>\$311.00 ea.</b>
PLTMDB72	3	Main Desk Beams	72"W	<b>\$104.00 ea.</b>



**"L" Workstation with Storage**

**List \$3,454**

Excludes seating and accessories

**Overall Dimensions**

72"W x 72"D

MODEL #	QTY	DESCRIPTION	LIST
PL208OH	2	Wall Mount Storage	<b>\$403.00 ea.</b>
PL44LD	2	Laminate Doors (2 per set)	<b>\$59.00 ea.</b>
PL1012	1	2 Drawer Personal Cabinet (without top)	<b>\$967.00</b>
PL1013	1	Open Bookcase (without tops)	<b>\$439.00</b>
PL110	1	Credenza Top	<b>\$243.00</b>
PLT3072	1	Worksurface Top	<b>\$364.00</b>
PLTLP30DR	1	Desk Riser	<b>\$150.00</b>
PLTLEGU30NB	1	U-Leg	<b>\$223.00</b>
PLTCBBSINGLE	1	Single Connecting Beam Bracket	<b>\$40.00</b>
PLTMDB72	1	Main Desk Beam	<b>\$104.00</b>

**Double Workstation with V-Legs**

**List \$7,290**

Excludes seating and accessories

**Overall Dimensions**

144"W x 72"D

MODEL #	QTY	DESCRIPTION	DIMENSIONS	LIST
PL1012	2	2 Drawer Personal Cabinet (without tops)	36"W x 22"D x 21"H	<b>\$967.00</b>
PL1013	2	Open Bookcases (without tops)	36"W x 22"D x 21"H	<b>\$439.00</b>
PL110	2	Credenza Tops	71"W	<b>\$243.00</b>
PLTLPHS27	2	Hutch Risers	27"H	<b>\$289.00</b>
PL1044OH	2	Open Overhead Storage	71"W	<b>\$675.00</b>
PL44SGD	2	Glazed Silver Doors (2 per set)		<b>\$276.00</b>
PLTLP30DR	2	Desk Risers	for 30"D tops	<b>\$150.00</b>
PLT3072	2	Worksurface Tops	72"W x 30"D	<b>\$364.00</b>
PLTLEGV2430	2	V-Legs	for 24"D tops	<b>\$149.00</b>
PLTMDB66	2	Main Desk Beams	66"W	<b>\$93.00</b>



# ESPRESSO



### ◀ Double Workstation

List \$5,816

Excluding accessories

**Overall Dimensions**

144"W x 72" D

MODEL #	QTY	DESCRIPTION	DIMENSIONS	LIST
PL1012	2	2 Drawer Personal Cabinet (without tops)	36"W x 22"D x 21"H	\$967.00 ea.
PL1013	2	Open Bookcases (without tops)	36"W x 22"D x 21"H	\$439.00 ea.
PL110	2	Credenza Tops	71"W	\$243.00 ea.
PLCUSH2136	2	Cushion for PL1012 (Available in Lime Green Gray, Celestial Blue, Red, and Visconti)		\$289.00 ea.
PLTLEGU30NB	2	U-Legs	30"W	\$223.00 ea.
PLTLP30DR	2	Desk Risers	for 30"D Tops	\$150.00 ea.
PLT3072	2	Worksurface Tops	72"W x 30"D	\$364.00 ea.
PLTMDB72	2	Main Desk Beams	72"W	\$104.00 ea.
PLTCBBSINGLE	2	Single Connecting Beam Brackets		\$40.00 ea.
CMS05	2	Expandable Wire Manager Snake		\$89.00 ea.

### ▶ "U" Workstation with Adjustable Height Desk and Bridge

List \$5,206

Excludes seating and accessories

**Overall Dimensions**

96"W x 72"D

MODEL #	QTY	DESCRIPTION	DIMENSIONS	LIST
PL143	1	Credenza Shell	71"W x 24"D	\$425.00
PL166	1	Box/Box/Pedestal	16"W x 22"D	\$500.00
PL2080H	2	Wall Mount Storage Units	35.5"W	\$403.00 ea.
PL44SGD	2	Silver Glazed Doors (2 per set)		\$276.00 ea.
PLTECAB6078MEDWF	1	"L" Shaped Electric Height Adjustable Base with Feet		\$2,289.00
PLT3072	1	Worksurface Top	71"W x 30"D	\$364.00
PLT2442	1	Worksurface Top	42"W x 24"D	\$238.00
PLTFB	2	Flat Brackets		\$16.00 ea.



MODERN



### ◀ Quad Workstation with Privacy Panels

**List \$10,252**

Excludes seating and accessories

**Overall Dimensions**

144"W x 144" D

MODEL #	QTY	DESCRIPTION	DIMENSIONS	LIST
PL1012	4	2 Drawer Personal Cabinet (without tops)	36"W x 22"D x 21"H	<b>\$967.00 ea.</b>
PL1013	4	Open Bookcases (without tops)	36"W x 22"D x 21"H	<b>\$439.00 ea.</b>
PL110	4	Credenza Tops	71"W	<b>\$243.00 ea.</b>
PLTLP24DR	4	Desk Risers for 24"D tops	for 24"D tops	<b>\$127.00 ea.</b>
PLT2472	4	Worksurface Tops	72"W x 24"D	<b>\$311.00 ea.</b>
PLTMDB72	4	Main Desk Beams	72"W	<b>\$104.00 ea.</b>
PLTLEGU48NB	2	U-Legs	48"W	<b>\$320.00 ea.</b>
PLTCBBSINGLE	4	Single Connecting Beam Brackets		<b>\$40.00 ea.</b>
PLTSBUDMDUALSI	2	Dual Desk Mount Screen Brackets (sold in pairs)		<b>\$89.00 ea.</b>
PLTAP1566S	2	Acrylic Privacy Dividers		<b>\$255.00 ea.</b>

### ▶ Quad Workstation with 120° Angled Worksurface

**List \$9,548**

Excludes seating and accessories

MODEL #	QTY	DESCRIPTION	DIMENSIONS	LIST
PL1007	4	Mobile Box/File Pedestals	16"W x 22.5"D x 22.5"H	<b>\$566.00 ea.</b>
PLCUSH1623	4	Cushion for PL1007 (Available in Lime Green Gray, Celestial Blue, Red, and Visconti)		<b>\$153.00 ea.</b>
PLT120D2436	6	120° Angled Worksurface Tops	120° Angle x 24"D	<b>\$442.00 ea.</b>
PLTLEGU48NB	4	U-Legs	48"W	<b>\$320.00 ea.</b>
PLTSQPOSTLEG	4	Squared Post Legs		<b>\$89.00 ea.</b>
PLTRETSSUPPORT	8	Return Support Beam		<b>\$62.00 ea.</b>
PLTCBBSINGLE	8	Single Connecting Beam Brackets		<b>\$40.00 ea.</b>
PLTSBUDMDUALSI	6	Dual Desk Screen Brackets (sold in pairs)		<b>\$89.00 ea.</b>
PLTFP1536	6	Fabric Privacy Dividers	36"W x 15"H	<b>\$136.00 ea.</b>
PLTFB	8	Flat Brackets (sold in pairs)		<b>\$16.00 ea.</b>



### ◀ Multi-Use Workstation, 41" High

**List \$5,542**

Excludes seating and accessories

**Overall Dimensions**

144"W x 48"D x 41"H

MODEL #	QTY	DESCRIPTION	DIMENSIONS	LIST
PLTLEGU48NB41	2	U-Legs		<b>\$361.00 ea.</b>
PLTCBBSINGLE	4	Single Connecting Beam Brackets		<b>\$40.00 ea.</b>
PLTRETSSUPPORT	4	Return Supports		<b>\$62.00 ea.</b>
PL1066	4	Open Front Bookcases	16"W x 22"D x 11.5"H	<b>\$253.00 ea.</b>
PL166	4	Box/Box/File Pedestals	16"W x 22"D	<b>\$500.00 ea.</b>
PLT2472	4	Worksurface Tops	72"W x 24"D	<b>\$311.00 ea.</b>
PLTBH	4	Bag Holder		<b>\$39.00 ea.</b>

**WALNUT**



▲ **Double Workstation with V-Legs and Hutches**

List \$8,164

Excludes seating and accessories

**Overall Dimensions**

188"W x 72"D

MODEL #	QTY	DESCRIPTION	DIMENSIONS	LIST
PL1007	2	Mobile Box/File Pedestals	16"W x 22.5"D x 22.5"H	\$566.00 ea.
PLCUSH1623	2	Cushion for PL1007 (Available in Lime Green Gray, Celestial Blue, Red, and Visconti Fabric)		\$153.00 ea.
PLTLEGV2430	2	V-Legs	for 24"D Tops	\$149.00 ea.
PLT2472	2	Worksurface Tops	72"W x 24"D	\$311.00 ea.
PLTLP24DR	2	Desk Risers	for 24"D Tops	\$127.00 ea.
PLTMDB72	2	Main Desk Beams	72"W	\$104.00 ea.
PL1012	2	2 Drawer Personal Cabinet (without tops)	36"W x 22"D x 21"H	\$967.00 ea.
PL1013	2	Open Bookcases (without tops)	36"W x 22"D x 21"H	\$439.00 ea.
PL110	2	Credenza Tops	72"W	\$243.00 ea.
PLTLPHS27	2	Hutch Risers	27"H	\$289.00 ea.
PL1044OH	2	Open Overhead Storage Units	71"W	\$675.00 ea.
PL44LD	2	Laminate Doors (2 per set)		\$59.00 ea.

▶ **Quad Workstation with 120° Angled Worksurface**

List \$6,422

Excludes seating and accessories

**Overall Dimensions**

120° Angled x 24"D

MODEL #	QTY	DESCRIPTION	DIMENSIONS	LIST
PLT120D2436	6	120° Angled Worksurface Top		\$442.00 ea.
PLTLEGU48	4	U-Legs	48"W	\$320.00 ea.
PLTSQPOSTLEG	4	Squared Post Legs		\$89.00 ea.
PLTRETSSUPPORT	8	Return Support Beam		\$62.00 ea.
PLTCBBSINGLE	4	Single Connecting Beam Brackets		\$40.00 ea.
PLTSBUDMDUALSI	6	Dual Desk Top Screen Brackets (sold in pairs)		\$89.00 ea.
PLTFP1536	6	Fabric Privacy Dividers	36"W x 15"H	\$136.00 ea.
PLTFB	8	Flat Brackets		\$16.00 ea.



◀ **"L" Workstation**

List \$2,570

Excluding accessories

**Overall Dimensions**

72"W x 72"D

MODEL #	DESCRIPTION	DIMENSIONS	LIST
PL1012	2 Drawer Personal Cabinet (without top)	36"W x 22"D x 21"H	\$967.00
PL1013	Open Bookcases (without top)	36"W x 22"D x 21"H	\$439.00
PL110	Credenza Top	72"W	\$243.00
PLT3072	Worksurface Top	72"W x 24"D	\$364.00
PLTLEGU30NB	U-Leg	30"W	\$263.00
PLTLP30DR	Desk Riser	for 30" Top	\$150.00
PLTCBBSINGLE	Single Connecting Beam Bracket		\$40.00
PLTMDB72	Main Desk Beam	72"W	\$104.00



WHITE



**"U" Desk with Conference Workspace**

**List \$5,319**

Excludes seating and accessories

MODEL #	QTY	DESCRIPTION	DIMENSIONS	LIST
PLTWXB36/42	1	X-Base	for 42"W top	<b>\$188.00</b>
PLT42R	1	Round Top	42"Round	<b>\$265.00</b>
PL1012	1	2 Drawer Personal Cabinet (without top)	36"W x 22"D x 21"H	<b>\$967.00</b>
PL1013	1	Open Bookcase (without top)	36"W x 22"D x 21"H	<b>\$439.00</b>
PL110	1	Credenza Top	71"W	<b>\$243.00</b>
PLCUSH2136	1	Cushion for PL1012 (Available in Lime Green Gray, Celestial Blue, Red, and Visconti Fabric)		<b>\$289.00</b>
PL208OH	2	Wall Mount Storage Units	35.5"W	<b>\$403.00 ea.</b>
PL44SGD	2	Silver Glazed Doors (2 per set)		<b>\$276.00 ea.</b>
PLT3072	1	Worksurface Top	72"W x 30"D	<b>\$364.00</b>
PLT2472	1	Worksurface Top	72"W x 24"D	<b>\$311.00</b>
PLTLP24DR	1	Desk Riser	for 24"D top	<b>\$127.00</b>
PLTLEGU30NB	2	U-Legs	30"W	<b>\$223.00 ea.</b>
PLTMDB72	1	Main Desk Beam	72"W	<b>\$104.00</b>
PLTRB72	1	Return Beam		<b>\$138.00</b>
PLTCBBSINGLE	2	Single Connecting Beam Brackets		<b>\$40.00 ea.</b>




**List \$15,023**

Excludes seating and accessories

**Overall Dimensions**

213"W x 142"D

MODEL #	QTY	DESCRIPTION	DIMENSIONS	LIST
PLT3072	6	Worksurface Tops	72"W x 30"D	<b>\$364.00 ea.</b>
PLTLEGU60NB	2	U-Legs	60"W	<b>\$341.00 ea.</b>
PLTLEGU4860ILCMB	2	Benching Inset Legs		<b>\$525.00 ea.</b>
PLTMDB72	6	Main Desk Beams	72"W	<b>\$104.00 ea.</b>
PLTCBBSINGLE	4	Single Connecting Beam Brackets		<b>\$40.00 ea.</b>
PL1044OH	6	Open Open Overhead Storage Units	71"W	<b>\$675.00 ea.</b>
PLTLPHS27SINGLE	6	Single Hutch Risers	27"H	<b>\$145.00 ea.</b>
PLTLPHSLIDE	6	Extension Glides for 27"H Hutch Support		<b>\$25.00 ea.</b>
PL1007	6	Mobile Box/File Pedestals		<b>\$566.00 ea.</b>
PLCUSH1623	6	Cushion for PL1007 (Available in Lime Green Gray, Celestial Blue, Red, and Visconti Fabric)		<b>\$153.00 ea.</b>
PLTSBUDMDUAL	3	Dual Desk Mount Screen Brackets (sold in pairs)		<b>\$89.00 ea.</b>
PLTFP1566	3	Fabric Privacy Dividers	66"W x 15"H	<b>\$224.00 ea.</b>



**List \$12,426**

Excludes seating and accessories

**Overall Dimensions**

142"W x 142"D

MODEL #	QTY	DESCRIPTION	DIMENSIONS	LIST
PL1012	4	2 Drawer Personal Cabinet (without tops)	36"W x 22"D x 21"H	<b>\$967.00 ea.</b>
PL1013	4	Open Bookcase (without tops)	36"W x 22"D x 21"H	<b>\$439.00 ea.</b>
PL110	4	Credenza Tops	71"W	<b>\$243.00 ea.</b>
PLCUSH2136	4	Cushion for PL1012 (Available in Lime Green Gray, Celestial Blue, Red, and Visconti Fabric)		<b>\$289.00 ea.</b>
CMS04	4	Wire Management Snake		<b>\$83.00 ea.</b>
PLTLEGU60NB	2	U-Legs	60"W	<b>\$341.00 ea.</b>
PLT3072	4	Worksurface Tops	72"W x 30"D	<b>\$364.00 ea.</b>
PLTCBBSINGLE	4	Single Connecting Beam Brackets		<b>\$40.00 ea.</b>
PLTLP2430	4	Desk Risers	for 30"D tops	<b>\$129.00 ea.</b>
PLPULLRBK	8	Rectangular Drawer Pulls		<b>\$34.00 ea.</b>
PLTSMRLEG	8	Short Legs	for PL1012 and PL1013	<b>\$109.00 ea.</b>
PLTMDB72	4	Main Desk Beams	72"W	<b>\$104.00 ea.</b>
PLTAP1554S	2	Acrylic Privacy Dividers	54"W x 15"H	<b>\$245.00 ea.</b>
PLTSBUDMDUAL	2	Dual Desk Top Screen Brackets (sold in pairs)		<b>\$89.00 ea.</b>

**WHITE**


**MAIN DESK TOPS:**
**Rectangular (No Grommets)**

		LIST
PLT2460	60"W x 24"D	\$284.00
PLT2466	66"W x 24"D	\$311.00
PLT2472	72"W x 24"D	\$311.00
PLT3048	48"W x 30"D	\$276.00
PLT3060	60"W x 30"D	\$343.00
PLT3066	66"W x 30"D	\$364.00
PLT3072	72"W x 30"D	\$364.00
PLT3672	72"W x 36"D	\$442.00


**Corner Extensions (No Grommets)**

		LIST
PLT663624L	66"W x 36"/24"D	\$432.00
PLT663624R	66"W x 36"/24"D	\$432.00
PLT723624L	72"W x 36"/24"D	\$557.00
PLT723624R	72"W x 36"/24"D	\$557.00
PLT120D2436	120° Angle	\$442.00


**Return Tops (No Grommets)**

		LIST
PLT2436	36"W x 24"D	\$221.00
PLT2442	42"W x 24"D	\$238.00
PLT2448	48"W x 24"D	\$253.00

**STORAGE:**
**Laminate Storage**

		LIST
PL1012	2 Drawer Personal Cabinet (without top) 36"W x 22"D x 21"H	\$967.00
PL1013	Open Bookcase (without top) 36"W x 22"D x 21"H	\$439.00
PLCUSH2136	Cushion for PL1012 or PL1013 (Available in Lime Green, Gray, Celestial Blue, Red & Visconti Fabric)	\$289.00
PL109	36" File Top (for PL1012 or 1013)	\$149.00
PL110	71" Credenza Top (for PL1012 or 1013)	\$243.00


**Hutch Risers for Overhead Storage**

		LIST
PLTLPHS08	8"H Riser	\$195.00
PLTLPHS14	14"H Riser	\$215.00
PLTLPHS20	20"H Riser (pair)	\$239.00
PLTLPHS20SINGLE	20"H Riser (single)	\$120.00
PLTLPHS27	27"H Riser (pair)	\$289.00
PLTLPHS27SINGLE	27"H Riser (single)	\$145.00

**Overhead & Wall Mount Storage**

		LIST
PL1044OH	71"W Open Overhead Storage Unit	\$675.00
PL1008OH	35.5"W Open Overhead Storage Unit	\$406.00
PL208OH	35.5"W Wall Mount Storage Unit	\$403.00
PL2044OH	71"W Wall Mount Storage Unit	\$669.00
PL1022HS	Hutch Support Organizer	\$353.00
PL44LD	2 Laminate Doors for Hutch	\$59.00
PL44LDLOCK	2 Locking Laminate Doors For Hutch	\$104.00
PL44SGD	Aluminum Frame Glass Doors for Hutch	\$276.00
PLTLPHSGSLIDE	Extension glide for 27" hutch support	\$25.00
PL44CHD	Center hutch divider for PL1044OH	\$110.00


**PEDESTALS:**
**Metal Pedestals 15"W x 22"D**

		LIST
CPSBBF	Box/Box/File 26.5"H with Glides	\$570.00
CPSFF	File/File 26.5"H with Glides	\$570.00
CPPBF	Box/File 22.5"H with Casters	\$462.00
CPPCASTERS	Set of 4 Casters for CPSBBF or CPSFF	\$31.00
PLCUSH1522	Cushion for CPPBF (Available in Lime Green, Gray, Celestial Blue, Red & Visconti Fabric)	\$143.00
CMPBF	Hanging Pedestals	\$446.00
CMPHBUSB	Brackets	\$173.00

Stocked in Black, Silver, and White

**Laminate Pedestals 16"**

		LIST
*PL166	Box/Box/File (without top) 22"D x 28.5"H	\$500.00
*PL175	File/File (without top) 22"D x 28.5"H	\$513.00
PL66T	Top for PL166 & PL175 Pedestal	\$77.00
*Will not fit under surface with main desk beam		
PL1007	Mobile Box/File 16"W x 22.5"D x 22.5"H	\$566.00
PLCUSH1623	Cushion for PL1007 (Available in Lime Green, Gray, Celestial Blue, Red & Visconti Fabric)	\$153.00


**PRIVACY DIVIDERS:**
**Modesty Panels**


		LIST
PLTLMP48	Laminate Modesty Panel 48"	\$165.00
PLTLMP54	Laminate Modesty Panel 54"	\$169.00
PLTLMP60	Laminate Modesty Panel 60"	\$175.00
PLTLMP66	Laminate Modesty Panel 66"	\$179.00


**Acrylic Privacy Dividers**

		LIST
PLTAP1524S	24"W X 15"H	\$169.00
PLTAP1530S	30"W X 15"H	\$175.00
PLTAP1536S	36"W X 15"H	\$185.00
PLTAP1542S	42"W X 15"H	\$205.00
PLTAP1548S	48"W X 15"H	\$225.00
PLTAP1554S	54"W X 15"H	\$245.00
PLTAP1566S	66"W X 15"H	\$255.00


**Fabric Privacy Dividers**

		LIST
PLTFP1524	24"W X 15"H	\$125.00
PLTFP1530	30"W X 15"H	\$125.00
PLTFP1536	36"W X 15"H	\$136.00
PLTFP1542	42"W X 15"H	\$149.00
PLTFP1548	48"W X 15"H	\$177.00
PLTFP1554	54"W X 15"H	\$198.00
PLTFP1566	66"W X 15"H	\$224.00



Available in Celestial Blue, Lime Green, Red, Gray &amp; Visconti.

**Divider/Screen Brackets**

		LIST
A. PLTSDTM	Universal Desk Mount Screen Bracket (pair)	\$59.00
B. PLTSBUDMSGL	Edge Mount Screen Bracket (pair)	\$69.00
C. PLTSBUDMDUAL	Dual Desk Mount Screen Bracket (pair)	\$89.00
D. PLTSDTMSINGLE	Universal Desk Mount Screen Bracket	\$30.00
E. PLTSBUDMSGLSINGLE	Edge Mount Screen Bracket	\$36.00
F. PLTSBUDMDUALSINGLE	Dual Desk Mount Screen Bracket	\$45.00

Stocked in Black and Silver.



**LEGS:**

**Desk Beam Supports  
Silver, White, or Black**

		LIST
PLTMDB48	For 48" Desktop	\$72.00
PLTMDB54	For 54" Desktop	\$72.00
PLTMDB60	For 60" Desktop	\$83.00
PLTMDB66	For 66" Desktop	\$93.00
PLTMDB72	For 72" Desktop	\$104.00
PLTADJMDB4872		\$128.00



**Universal Return Support  
Silver or White**

		LIST
PLTRETSSUPPORT	For use with 36" & 42" return top	\$62.00
PLTRRB	Adjustable Bracket for Adjustable Return Beams	\$49.00
PLTADJRB6072		\$158.00



**Heavy Duty Return Support  
Silver or White**

		LIST
PLTRB48	For use with 48" return top	\$106.00
PLTRB60	For use with 60" return top	\$117.00
PLTRB66	For use with 66" return top	\$128.00
PLTRB72	For use with 72" return top	\$138.00

**Support Leg (set of 2 legs)**

		LIST
PLTLEGUCL	For use with 48" and 60" Legs	\$171.00



**U-Configuration Support**

		LIST
PLTUSUPPORT	For use with 42" or 48" Bridge	\$95.00

**Flat Bracket**

		LIST
PLTFB	Flat Bracket	\$16.00 ea.

**Connector Beam Bracket - Silver, White or Black**

		LIST
PLTCBBSINGLE	Required for all U-legs (48", and 60" legs and 41" high legs)	\$40.00

**V-Legs & Support Beams**

		LIST
PLTLEGV2430	V-Leg for 24"D Desk tops	\$149.00
PLTLEGV30	V-Leg for 30"D Desk tops	\$159.00
PLTLEGV3642	36"W x 42"D for 36"D desk tops	\$199.00
PLTLEGV4860	48"W x 60"D V-Leg for two 24"D or 30"D shared tops	\$245.00
PLTLEGU4860ILCMB	Benching Inset Leg	\$525.00



**LEGS:**

**U Legs - Silver, White, or Black**

		LIST
PLTLEGU24NB	24"W x 28.5"H	\$207.00 ea.
PLTLEGU30NB	30"W x 28.5"H	\$223.00 ea.
PLTLEGU36NB	36"W x 28.5"H	\$346.00 ea.
PLTLEGUHALF	Half Support Leg	\$176.00 ea.
PLTLEGU48	48"W x 28.5"H	\$361.00 ea.
PLTLEGU60	60"W x 28.5"H	\$341.00 ea.
*PLTLEGFMEPP24	Cover for U-leg	Call for Pricing
*PLTLEGFMEPP30	Cover for U-leg	Call for Pricing
*PLTLEGFMEPP48	Cover for U-leg	Call for Pricing
*PLTLEGFMEPP60	Cover for U-leg	Call for Pricing



\*Special order 2-4 weeks

**Desk Risers - Silver, White, or Black**

		LIST
PLTLP24DR	For 24"D Desk Top	\$127.00 ea.
PLTLP30DR	For 30"D Desk Top	\$150.00 ea.
PLTLDR2430	Lower riser for use w/ PLTSMRLEGS	\$129.00 ea.



**Tall U-Legs**

		LIST
PLTLEGU24NB41	24"W x 41"H	\$235.00 ea.
PLTLEGU30NB41	30"W x 41"H	\$249.00 ea.
PLTLEGU48NB41	48"W x 41"H	\$361.00 ea.
PLTSMRLEG	Short Legs	\$109.00 ea. set
PLTLEGU4860ILCMB	Benching Inset Leg	\$525.00 ea.
PLTLEGU4860ILCMB41	Benching Inset Leg 41"H	\$622.00 ea.
PLTLEGUHALF41	Half support leg	\$179.00 ea.



**ACCESSORIES:**

**Storage Accessories 16"W x 22"**

		LIST
PL1053	Open Bookcase 21"H	\$332.00
PL1052	Single Door Cabinet 21"H	\$416.00
PL1066	Open Front Bookcase 11.5"H	\$253.00



**Wire Management**

		LIST
CMS04	Wire Manager Snake; Available in Black and Silver	\$83.00
CMS05	Expandable Wire Manager Snake	\$89.00
PLTWTS18BLK	18" Single Cord Management Tray	\$62.00
PLTWTD18BLK	18" Double Cord Management Tray	\$94.00
PLTWTS24BLK	24" Single Cord Management Tray	\$79.00
PLTWTD24BLK	24" Double Cord Management Tray	\$109.00

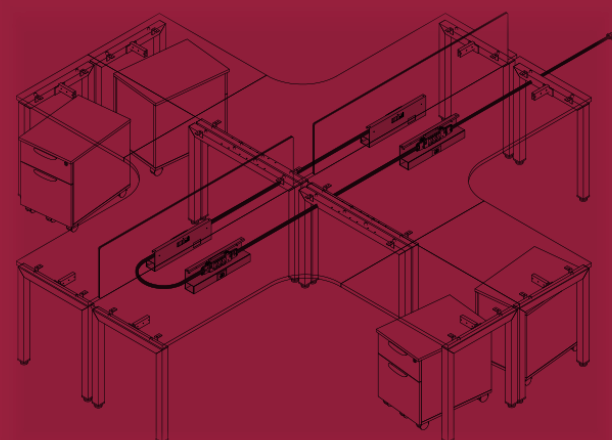


See page 172 for complete details and more options

# ELEMENTS SERIES POWER

Performance Furnishings has partnered with ECA to offer full power integration to all Performance desk series.

See page 172







## Elements Options

The following configurations help provide a list of components required to ensure proper structure to your workstation. Choice of leg options are available with each workstation example. Please contact your sales representative for assistance in adjusting any of these examples to fit your individual needs.

### 24" x 72" U-Leg Workstation:

PLT2472, PLTLEGU24NB(2), PLTCBBSINGLE(2), PLTMDB72



### 72" x 102" U-Group Workstation:

PLT3072, PLTLEGU30NB(2), PLTMDB72(2), PLT2472, PLTLEGU24NB(2), PLT2448, PLTUSUPPORT, PLTCBBSINGLE(4)



### 72" x 90" U-Leg Workstation with Extended Return:

PLT3072, PLTLEGU30NB(2), PLTMDB72, PLT3060, PLTLEGUHALF, PLTMDB60, PLTCBBSINGLE(3)



### V-Leg Description:

PLT3072(2), PLTMDB60(2), PLTLEGV4860(2)



### 72" x 72" U-Leg Workstation with Return:

PLT3072, PLTLEGU30NB(2), PLTCBBSINGLE(3), PLTMDB72, PLT2442, PLTLEGU24NB, PLTRETSSUPPORT




### V-Leg Description:

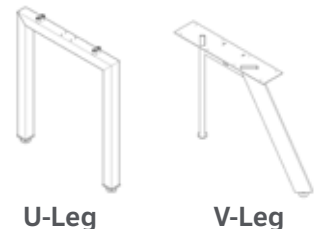
PL1012, PL1013, PL110, PLT3072, PLTLP30DR, PLTMDB66, PLTLEGV2430



Available Elements Finishes: *\*Not all finishes are available on each item, call for details.*




### LEG OPTIONS:






**Strong Steel Frame**



**Leveling glides compensate**  
for uneven flooring



**Durable Scratch resistant surface**



**Easy Assembly**




**TRIZZA COLLECTION**



**TRIZZA DESK**  
234  
72"W x 30"D x 30"H



**TRIZZA CREDENZA**  
236  
72"W x 18"D x 30"H



**TRIZZA HUTCH**  
235  
69"W x 14"D x 34"H



**TRIZZA RETURN**  
237  
40"W x 20"D x 1"H



# CURVED RECEPTION



**RECEPTION STATION - SINGLE PANEL UNIT**  
ZU290  
72"W x 32"D x 46"H  
Top Counter: 13"D  
Interior Desk: 20"D



**ADDITIONAL STATION - SINGLE PANEL UNIT**  
ZU295  
67"W x 32"D x 46"H  
Top Counter: 13"D  
Interior Desk: 20"D



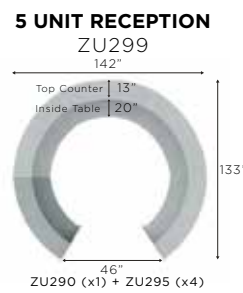
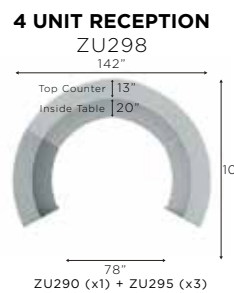
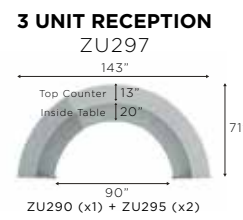
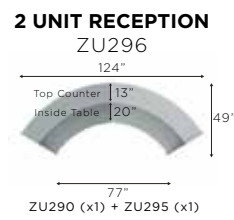
**POLYCARBONATE RECEPTION STATION - SINGLE PANEL UNIT**  
ZU310  
72"W x 32"D x 46"H  
Top Counter: 13"D  
Interior Desk: 20"D



**POLYCARBONATE ADDITIONAL STATION - SINGLE PANEL UNIT**  
ZU315  
67"W x 32"D x 46"H  
Top Counter: 13"D  
Interior Desk: 20"D



**ADA RECEPTION STATION FRAME**  
ZU490  
63"W x 26"D x 33"H



**STRAIGHT RECEPTION - SINGLE PANEL UNIT**  
ZU292  
48"W x 27"D x 46"H



**STRAIGHT RECEPTION W/POLYCARBONATE - SINGLE PANEL UNIT**  
ZU312  
48"W x 27"D x 46"H




**CORNER RECEPTION W/POLYCARBONATE - SINGLE PANEL UNIT**  
ZU293  
48"W x 27"D x 46"H

**FINISH/FRAME AVAILABLE:**

Cherry Top with Silver Metal	Mocha Top with Silver Metal	Ash Top with Silver Metal
Walnut Top with Silver Metal	Maple Top with Silver Metal	White Top with Silver Metal

## New Assembly System





Massima incorporates modern solutions through versatility and style.

This unique collection will revolutionize your business environment with clean lines, modern elegance, and the utmost in functionality.



**Laminate and steel colors:**  
1. Cherry / Gray  
2. Honey / Gray  
3. Ash / Gray



**Installation process**



**MASSIMA DESK**  
M103HG  
48"W x 24"D x 30"H  
M153HG  
60"W x 24"D x 30"H  
M173HG  
72"W x 24"D x 30"H



**MASSIMA L-DESK**  
M120HG  
55"W x 72"D x 30"H



**UTILITY TABLE**  
M647HG  
48"W x 24"D x 30"H  
M659HG  
60"W x 24"D x 30"H  
M671HG  
72"W x 24"D x 30"H



**CONFERENCE TABLE**  
M118  
60"W x 40"D x 30"H



**ROUND CONFERENCE TABLE**  
M719HG  
43"W x 43"D x 30"H



**MOBILE PEDESTAL FILE**  
M310  
17"W x 20"D x 23"H  
\*Steel body & drawers



**MOBILE PEDESTAL FILE**  
M106  
17"W x 20"D x 24"H



**BASIC CREDENZA**  
M410HG  
48"W x 16"D x 28"H



**RECEPTION DESK**  
M223  
64"W x 27"D x 45"H



**3-SHELF BOOKCASE**  
M181HG  
34"W x 12"D x 40"H

## QUADRA COLLECTION



**SQUARE TABLE**  
666  
32"W x 32"D x 16"H



**SQUARE TABLE**  
667  
16"W x 16"D x 16"H

**Laminate colors:**  
Natural Walnut / Ash / Cherry /  
White / Maple / Mocha  
**Steel colors:** Silver



## STÄRK COLLECTION




**STARK DESK**  
794  
48"W x 24"D x 30"H



**STARK DESK**  
795  
72"W x 30"D x 30"H

**Laminate colors:**  
Natural Walnut / ASH / Cherry  
**Steel colors:**  
Black / White / Gray / Silver



## CHAIRS



**PORTO CHAIR**  
N431N



**SAN REMO CHAIR**  
N251



**VIENNA CHAIR**  
N423N



**BRUNI CHAIR**  
669





Installation process

Aesthetically pleasing and functionally practical, your office space will be met with proficiency, comfort and style.

Allow your business to stand out with our stylish Urban Collection. Enjoy the simple sophistication and superiorly robust design.



**Laminate and steel colors:**

- 1. Natural Walnut / Black
- 2. Ash / Gray



**URBAN L-DESK**  
602  
60"W x 60"D x 30"H



**URBAN DESK**  
601  
60"W x 24"D x 30"H



**CREDENZA**  
605  
30"W x 15"D x 24"H  
606  
36"W x 15"D x 24"H



**CREDENZA W/DRAWER**  
603  
30"W x 15"D x 24"H  
604  
36"W x 15"D x 24"H



**MOBILE PEDESTAL FILE**  
610  
16"W x 15"D x 24"H



**URBAN HUTCH**  
609  
60"W x 14"D x 43"H  
608  
36"W x 14"D x 34"H  
607  
30"W x 14"D x 34"H



# PANELS + BORDERS

## Desk Mounted Panels

EFFECTIVE TIME MANAGEMENT often requires a delicate balance between privacy and interaction with colleagues..

Borders can be retrofitted to most Performance laminate work stations in a manner that allows you to define your workspace the way you want. Whether you choose 24" or 36" high panels for complete privacy, 12" panels for moderate privacy or transaction tops for reception areas Borders has a solution that will work for you and your colleagues. Contact a sales representative for further information.

### BORDERS+ FEATURES:

- Modular panel system that can be retrofitted to most Performance laminate workstations
- Available in frosted acrylic or fabric panels
- Ideal for creating partitions between colleagues and reception station
- Economical, versatile and stylish

Available Borders Plus Panel Material:



Whiteboard Panel



\*Whiteboard/Visconti Panel



Acrylic



\*\*Visconti Fabric



Dark Grey Fabric



▲ Quad Workstation

PL182L(2), PL182R(2),  
PL192(4), PL166(4),  
PB21236GRYSIL(8),  
PB21236MWB(4), PBP12(8),  
PBP24 (8)  
**List \$9,752**

Excluding seating and accessories

▶ “L” Workstation with Transaction Counter

PL182L/R, PL192, PL166,  
PBP12(3), PB21271ACRSIL(2),  
PBTC71R, PBTC71L  
**List \$2,795**

Excluding seating and accessories

Keyboard EZ0036 List \$149

▲ Double Workstation

PL182L/R(2), PL192(2), PL166(2), PB21236GRYSIL(6),  
PBP12(6), PB21236MWB(3), PBP24(5)  
**List \$5,756**

Excluding seating and accessories




FINISHES:

Available Finishes



Available Panel Frame & Post Finishes



Available Magnetic Whiteboard Panel Finishes:



\*Whiteboard Panel

\*Whiteboard on both sides

\*\*Whiteboard/Visconti

\*\*Whiteboard on one side, Visconti on the other side



▲  
**“L” Workstation with Transaction Counter**

**PL182R, PL192, PL166, PL175, PBTC71L, PBTC36R, PBTR36, PB21271ACRSIL, PB21236ACRSIL(2), PBP12 (5)**  
**List \$3,694**

**Overall Dimensions**  
71"W x 71"D

**Magnetic Whiteboard Panels**

MODEL #	DESCRIPTION	DIMENSIONS	LIST
PB21230MWB	Magnetic Whiteboard both sides BLK or Silver SIL Frame	30"W	\$169.00
PB21236MWB	Magnetic Whiteboard both sides BLK or Silver SIL Frame	36"W	\$180.00
PB21230VISC311/ MWB	Magnetic Whiteboard & Visconti BLK or Silver SIL Frame	30"W	\$179.00
PB21236VISC311/MWB	Magnetic Whiteboard & Visconti BLK or Silver SIL Frame	36"W	\$180.00

▶  
**Quad Workstation**

**PL182L(2), PL182(R), PL192(4), PL166(4), PB21236VISC311(8), PB21236MWB(4), PBP12(8), PBP24(8), EZO036(4)**  
**List \$10,272**

Excluding accessories

**Overall Dimensions**  
142"W x 142"D



**Available Laminate Finishes:**

*\*Maple is available by Special Order, Call for details.*



◀ **Double Workstation**

**PL182L, PL182R, PL192(2), PL166(2), PL160(2), PBTR36, PB21236ACRSIL(6), PB21236VISC311SIL(9), PBP12(2), PBP24, PBP36(8)**  
**List \$8,990**

**Overall Dimensions**  
142"W x 95"D





**DESK MOUNTED PANELS:**

**Acrylic Panels with Black Frame**

		LIST
PB21224ACRBLK	24"W x 12"H w/Filler Panel	<b>\$99</b>
PB21230ACRBLK	30"W x 12"H w/Filler Panel	<b>\$125</b>
PB21236ACRBLK	36"W x 12"H w/Filler Panel	<b>\$155</b>
PB21242ACRBLK	42"W x 12"H w/Filler Panel	<b>\$179</b>
PB21248ACRBLK	48"W x 12"H w/Filler Panel	<b>\$209</b>
PB21260ACRBLK	60"W x 12"H w/Filler Panel	<b>\$249</b>
PB21266ACRBLK	66"W x 12"H w/Filler Panel	<b>\$269</b>
PB21271ACRBLK	71"W x 12"H w/Filler Panel	<b>\$289</b>

**Acrylic Panels with Silver Frame**

		LIST
PB21224ACRSIL	24"W x 12"H w/Filler Panel	<b>\$99</b>
PB21230ACRSIL	30"W x 12"H w/Filler Panel	<b>\$125</b>
PB21236ACRSIL	36"W x 12"H w/Filler Panel	<b>\$155</b>
PB21242ACRSIL	42"W x 12"H w/Filler Panel	<b>\$179</b>
PB21248ACRSIL	48"W x 12"H w/Filler Panel	<b>\$209</b>
PB21260ACRSIL	60"W x 12"H w/Filler Panel	<b>\$249</b>
PB21266ACRSIL	66"W x 12"H w/Filler Panel	<b>\$269</b>
PB21271ACRSIL	71"W x 12"H w/Filler Panel	<b>\$289</b>

**Visconti Fabric Panels with Black Frame**

		LIST
PB21224VISC311BLK	24"W x 12"H w/Filler Panel	<b>\$95</b>
PB21230VISC311BLK	30"W x 12"H w/Filler Panel	<b>\$115</b>
PB21236VISC311BLK	36"W x 12"H w/Filler Panel	<b>\$135</b>
PB21242VISC311BLK	42"W x 12"H w/Filler Panel	<b>\$159</b>
PB21248VISC311BLK	48"W x 12"H w/Filler Panel	<b>\$189</b>
PB21260VISC311BLK	60"W x 12"H w/Filler Panel	<b>\$229</b>
PB21266VISC311BLK	66"W x 12"H w/Filler Panel	<b>\$249</b>
PB21271VISC311BLK	71"W x 12"H w/Filler Panel	<b>\$269</b>

**Visconti Fabric Panels with Silver Frame**

		LIST
PB21224VISC311SIL	24"W x 12"H w/Filler Panel	<b>\$95</b>
PB21230VISC311SIL	30"W x 12"H w/Filler Panel	<b>\$115</b>
PB21236VISC311SIL	36"W x 12"H w/Filler Panel	<b>\$135</b>
PB21242VISC311SIL	42"W x 12"H w/Filler Panel	<b>\$159</b>
PB21248VISC311SIL	48"W x 12"H w/Filler Panel	<b>\$189</b>
PB21260VISC311SIL	60"W x 12"H w/Filler Panel	<b>\$229</b>
PB21266VISC311SIL	66"W x 12"H w/Filler Panel	<b>\$249</b>
PB21271VISC311SIL	71"W x 12"H w/Filler Panel	<b>\$269</b>

**Dark Grey Panels Panels with Black Frame**

		LIST
PB21224GRYBLK	24"W x 12"H w/Filler Panel	<b>\$95</b>
PB21230GRYBLK	30"W x 12"H w/Filler Panel	<b>\$115</b>
PB21236GRYBLK	36"W x 12"H w/Filler Panel	<b>\$135</b>
PB21242GRYBLK	42"W x 12"H w/Filler Panel	<b>\$159</b>
PB21248GRYBLK	48"W x 12"H w/Filler Panel	<b>\$189</b>
PB21260GRYBLK	60"W x 12"H w/Filler Panel	<b>\$229</b>
PB21266GRYBLK	66"W x 12"H w/Filler Panel	<b>\$249</b>
PB21271GRYBLK	71"W x 12"H w/Filler Panel	<b>\$269</b>



**Double Workstation**

**PL182L, PL182R, PB21236ACRSIL(3), PB21236VISC311SIL(6), PL192(2), PL166(2), PBP12(6), PBP24(5)**  
**List \$5,681**

Excluding accessories



**Quad Workstation**

**PL182L/R(4), PL192(4), PL166(4), PBP12(8), PBP24(8), PB21236ACRSIL(12)**  
**List \$9,812**

Excluding accessories

**Dark Grey Panels with Silver Frame**

		LIST
PB21224GRYSIL	24"W x 12"H w/Filler Panel	<b>\$95</b>
PB21230GRYSIL	30"W x 12"H w/Filler Panel	<b>\$115</b>
PB21236GRYSIL	36"W x 12"H w/Filler Panel	<b>\$135</b>
PB21242GRYSIL	42"W x 12"H w/Filler Panel	<b>\$159</b>
PB21248GRYSIL	48"W x 12"H w/Filler Panel	<b>\$189</b>
PB21260GRYSIL	60"W x 12"H w/Filler Panel	<b>\$229</b>
PB21266GRYSIL	66"W x 12"H w/Filler Panel	<b>\$249</b>
PB21271GRYSIL	71"W x 12"H w/Filler Panel	<b>\$269</b>

**Divider Posts Stocked in Black and Silver**

			LIST
PBP12	Support Post	12"H	<b>\$121</b>
PBP24	Support Post	24"H	<b>\$188</b>
PBP36	Support Post	36"H	<b>\$311</b>

**Straight Transaction Tops**

		LIST
PBTR24	12" X 24"	<b>\$142</b>
PBTR30	12" X 30"	<b>\$142</b>
PBTR36	12" X 36"	<b>\$177</b>
PBTR42	12" X 42"	<b>\$177</b>
PBTR48	12" X 48"	<b>\$188</b>
PBTR60	12" X 60"	<b>\$210</b>
PBTR66	12" X 66"	<b>\$220</b>
PBTR71	12" X 71"	<b>\$231</b>

**Corner Transaction Tops (Specify L or R)**

		LIST
*PBTC24L/R	12" x 24"	<b>\$136</b>
*PBTC30L/R	12" x 30"	<b>\$156</b>
*PBTC36L/R	12" x 36"	<b>\$188</b>
*PBTC42L/R	12" x 42"	<b>\$208</b>
*PBTC66L/R	12" x 66"	<b>\$231</b>
*PBTC71L/R	12" x 71"	<b>\$242</b>

\*Sold individually - 2 tops needed to complete corner



**"U" Workstation**

**PL163(2), PL145(2), PL195, PL166, PL112, PB21236ACRSIL(4), PB21224ACRSIL, PB21248ACRSIL(2), PBTR36, PBTR48, PBP12(12)**  
**List \$6,515**

Excluding seating and accessories



Our Privacy Screens/Modesty Panels can be mounted above or below most worksurfaces with our designer mounting brackets.

Acrylic and fabric options to suit the modern environment.

See pages 20-23 for the complete list of PL components and page 46-47 for the complete list of Elements components.

**Fabric Privacy Dividers**

		LIST
PLTFP1524	24"W X 15"H	<b>\$125</b>
PLTFP1530	30"W X 15"H	<b>\$125</b>
PLTFP1536	36"W X 15"H	<b>\$136</b>
PLTFP1542	42"W X 15"H	<b>\$149</b>
PLTFP1548	48"W X 15"H	<b>\$177</b>
PLTFP1554	54"W X 15"H	<b>\$198</b>

Can be mounted above or below worksurface. Available in Celestial Blue, Lime Green, Red, Visconti and Gray.

**Acrylic Privacy Dividers**

		LIST
PLTAP1524S	24"W X 15"H	<b>\$169</b>
PLTAP1530S	30"W X 15"H	<b>\$175</b>
PLTAP1536S	36"W X 15"H	<b>\$185</b>
PLTAP1542S	42"W X 15"H	<b>\$205</b>
PLTAP1548S	48"W X 15"H	<b>\$225</b>
PLTAP1554S	54"W X 15"H	<b>\$245</b>
PLTAP1566S	66"W X 15"H	<b>\$255</b>

Can be mounted above or below worksurface.

**Color Options:**



**Top Mount in your choice of Acrylic or Fabric**



**Panel Mounting Brackets**

		LIST
A. PLTSDTM	Universal Desk Mount Screen Bracket (pair)	<b>\$59.00</b>
B. PLTSBUDMSSL	Edge Mount Screen Bracket (pair)	<b>\$69.00</b>
C. PLTSBUDMDUAL	Dual Desk Mount Screen Bracket (pair)	<b>\$89.00</b>
D. PLTSDTMSINGLE	Universal Desk Mount Screen Bracket	<b>\$30.00</b>
E. PLTSBUDMSSLSINGLE	Edge Mount Screen Bracket	<b>\$36.00</b>
F. PLTSBUDMDUALSINGLE	Dual Desk Mount Screen Bracket	<b>\$45.00</b>

Sold and Priced in Pairs or Singles. Available in Black and Silver.



▶ **PL Workstations**

PL183(7), PL109(7), PL166(4),  
PLTLEGU24NB(4), PLTCBBSINGLE(4),  
PLT2472(4), PLTRETSSUPPORT(4),  
SP4224(4), SP4236(5), SP3-42(2),  
SPCAP42(4)  
*List \$22,925*



Create Your Spaces with this high quality and affordable Panel System. Improve privacy and productivity while creating the flexible, professional and open space you're after. The PL laminate and Elements components can be used in conjunction with these panels to create functional, private workstations.

See pages 20-23 for the complete list of PL components and page 46-47 for the complete list of Elements components.



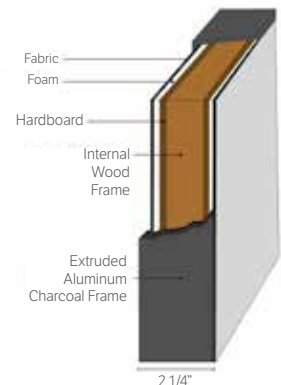
Single Panel



▲ **Double Workstation**

PL1013(6), PL109(2), PL110(2), PLT2460(2), PLT2472(2), PLTLP24DR(4),  
PLTLEGU24NB(4), PLTCBBSINGLE(4), PLTMDB60(2), PLTMDB72(2), PL166(2),  
PL1053(2), SP6660(2) SP6636(2), SP6648(2), SP6624(4), SP4236(2), SP2-66(2),  
SPCAP66(2), SPCAP42, SP3-66, SPPG24  
*List \$13,431*

**Overall Dimensions**  
216"W x 84" D x 66"H





SPACEMAX IS AN AFFORDABLE heavy duty commercial grade panel system to be used as room dividers or in desk wrap applications. Easy to install, easy to reconfigure and a stylish contemporary design make SpaceMax a welcome addition to any office environment.

## Features

- 2 1/4" thick Aluminum frame construction provides outstanding strength and durability
- Installation and reconfigurations are quick and easy with SpaceMax's EZLOCK connection system
- Stylish contemporary design
- Stocked in upgraded designer fabric



SpaceMax's 2 1/4" Aluminum frame provides outstanding strength and durability.



Installation and reconfigurations are easy with SpaceMax's EZLOCK connection system.



Featuring a stylish contemporary trim, SpaceMax is a welcome addition to any office environment.



### Upholstered Panels

MODEL #	DESCRIPTION	LIST
SP6624	24"W x 66"H	\$325
SP6630	30"W x 66"H	\$365
SP6636	36"W x 66"H	\$405
SP6642	42"W x 66"H	\$445
SP6648	48"W x 66"H	\$489
SP6660	60"W x 66"H	\$569
SP6666	66"W x 66"H	\$609
SP6672	72"W x 66"H	\$669
SP4224	24"W x 42"H	\$249
SP4230	30"W x 42"H	\$279
SP4236	36"W x 42"H	\$319

### Glazed VIEW-through Panels

MODEL #	DESCRIPTION	LIST
SPG6624	24"W x 66"H	\$389
SPG6630	30"W x 66"H	\$429
SPG6636	36"W x 66"H	\$489

### Accessories

MODEL #	DESCRIPTION	LIST
SP2-42	2 Way Corner Connector 42"	\$65
SP2-66	2 Way Corner Connector 66"	\$95
SP3-42	3 Way T Connector 42"	\$79
SP3-66	3 Way T Connector 66"	\$125
SP4-42	4 Way + Connector 42"	\$79
SP4-66	4 Way + Connector 66"	\$125
SPCAP-24	End Cap for Panel	\$19
SPCAP-42	End Cap for Panel	\$25
SPCAP-66	End Cap for Panel	\$35
SPBASE	Support Foot (Sold Individ.)	\$55
SPWM-42	Wall Mount Kit	\$59
SPWM-66	Wall Mount Kit	\$89
STB	Panel Top Tie Bracket	\$9
SPPG24	24" Filler	\$15



**QUATTRA DESK**  
ZU776  
48"W x 24"D x 30"H



**QUATTRA L-DESK**  
ZU775  
55"W x 55"D x 30"H



**MOBILE PEDESTAL FILE**  
ZU106  
17"W x 20"D x 24"H



**CREDENZA**  
ZU135  
55"W x 21"D x 30"H

**Laminate colors:**  
White / Mocha / Walnut / Cherry /  
Maple / ASH  
**Steel colors:**  
Black / White / Gray / Silver



**PRIVACY PANEL**  
M797  
48"W x 16"H

## BENCHING QUATTRA



6X -QUATTRA DESK ZU776  
6X -MOBILE PEDESTAL FILE ZU643  
1X -CREDENZA ZU135  
3X -PRIVACY PANEL M797  
6X -PORTO CHAIR N431



4X -QUATTRA DESK ZU776  
4X -MOBILE PEDESTAL FILE ZU643  
4X -PORTO CHAIR N431




2X -QUATTRA L-DESK ZU775  
2X -MOBILE PEDESTAL FILE ZU106  
2X -SAN REMO CHAIR N251



2X -QUATTRA DESK ZU776  
4X -QUATTRA L-DESK ZU775  
4X -MOBILE PEDESTAL FILE ZU106  
3X -PRIVACY PANEL M797  
4X -SAN REMO CHAIR N251





### FLOOR PANEL

Mod. 4724	47" x 24"
Mod. 4736	47" x 36"
Mod. 4748	47" x 48"
Mod. 4760	47" x 60"

Mod. 6325	63" x 25"
Mod. 6336	63" x 36"
Mod. 6348	63" x 48"
Mod. 6360	63" x 60"

### POLYCARBONATE FLOOR PANEL



Mod. P4724	47" x 24"
Mod. P4736	47" x 36"
Mod. P4748	47" x 48"
Mod. P4760	47" x 60"

Mod. P6324	63" x 24"
Mod. P6336	63" x 36"
Mod. P6348	63" x 48"
Mod. P6360	63" x 60"

### POLYCARBONATE CURVE PANEL

Mod. PG63	63" x 36"
Mod. PG47	47" x 36"


#### Available structure colors



- a) Simple Finish Post:  
**Mod. 298** (47")  
**Mod. 297** (63")
- b) Wall Post Connector:  
**Mod. 329** (47")  
**Mod. 327** (63")  
  
Top with elbow:  
**Mod. 330** (47")  
**Mod. 328** (63")
- c) Post Connector:  
**Mod. 389** (47")  
**Mod. 399** (63")  
  
Top with elbow:  
**Mod. 389CC** (47")  
**Mod. 399CC** (63")
- d) Finish Wall Post:  
**Mod. 278** (47")  
**Mod. 272** (63") (sold in pairs)
- e) Finish Post with Casters:  
**Mod. 388** (63") (sold in pairs)
- f) Corner Post Connector:  
**Mod. 279** (47")  
**Mod. 273** (63")
- g) Finish Post between 63" and 47" Panels:  
**Mod. 296** (63" to 47")
- h) Panel with White Board\* (optional)  
\*Consult with a Sales Advisor.

Keep you focus with this clean design panels, created to give a sense of breath and privacy in your working space

### FLOOR PANEL



### POLYCARBONATE FLOOR PANEL



## WORKSTATIONS WITH PRIVATT PANEL SYSTEMS



2X -L-DESK ZU120  
2X -DESK ZU139  
2X -PANEL 63"  
4X -HANGING HUTCH ZU175  
4X -MOBILE PEDESTAL FILE ZU106  
4X -NOVARA CHAIR S428



4X -WORKSTATION 55196  
12X -POLYCARBONATE PANEL 47"  
4X -VIENNA CHAIR N423N



4X -DESK 55218  
8X -POLYCARBONATE PANEL 47"  
4X -MOBILE PEDESTAL FILE ZU106  
4X -SAN REMO N251



4X -WORKSTATION 55196  
12X -PANEL 63"  
4X -HANGING HUTCH ZU175  
4X -VIENNA CHAIR N423N



4X -WORKSTATION 55103  
9X -PANEL 63"  
4X -HANGING HUTCH ZU175  
4X -PORTO CHAIR N431



**WORKSTATION**  
ZU177  
72"W x 72"D x 30"H



**WORKSTATION**  
ZU196  
60"W x 60"D x 30"H



**HANGING HUTCH**  
ZU175  
46"W x 14"D x 15"H



**MOBILE PEDESTAL FILE**  
ZU106  
17"W x 20"D x 24"H



**Assembly and wiring**



MATIS



MATIS



MATIS

Call for pricing and availability.



LINK



LINK



LINK






## Screenflex Room Dividers

Screenflex Room Dividers are sound absorbing panels with full length hinges. The dividers are tack-able panels and include self leveling casters and a stable wide steel frame. Designer fabrics are treated with Scotchgard™. Ships fully assembled.



Length	Height					
	4'	5'	6'	6'-8"	7'-4"	8'
5'-9" (3 panel divider)	CFSL403 72 lbs. \$1,094	CFSL503 79 lbs. \$1,182	CFSL603 86 lbs. \$1,292	CFSL683 90 lbs. \$1,435	CFSL743 90 lbs. \$1,602	CFSL803 104 lbs. \$1,777
9'-5" (5 panel divider)	CFSL405 87 lbs. \$1,403	CFSL505 97 lbs. \$1,513	CFSL605 107 lbs. \$1,657	CFSL685 111 lbs. \$1,811	CFSL745 121 lbs. \$1,999	CFSL805 128 lbs. \$2,209
13'-1" (7 panel divider)	CFSL407 102 lbs. \$1,712	CFSL507 115 lbs. \$1,844	CFSL607 128 lbs. \$2,010	CFSL687 132 lbs. \$2,198	CFSL747 143 lbs. \$2,407	CFSL807 152 lbs. \$2,639
16'-9" (9 panel divider)	CFSL409 117 lbs. \$2,021	CFSL509 133 lbs. \$2,176	CFSL609 149 lbs. \$2,363	CFSL689 153 lbs. \$2,573	CFSL749 165 lbs. \$2,804	CFSL809 176 lbs. \$3,058
20'-5" (11 panel divider)	CFSL4011 132 lbs. \$2,329	CFSL5011 151 lbs. \$2,529	CFSL6011 170 lbs. \$2,727	CFSL6811 174 lbs. \$2,958	CFSL7411 187 lbs. \$3,212	CFSL8011 200 lbs. \$3,489
24'-1" (13 panel divider)	CFSL4013 147 lbs. \$2,639	CFSL5013 169 lbs. \$2,848	CFSL6013 191 lbs. \$3,081	CFSL6813 195 lbs. \$3,335	CFSL7413 209 lbs. \$3,610	CFSL8013 224 lbs. \$3,908



### Light Duty Room Dividers

Screenflex quality in an economical divider. Recommended for light usage scenarios. 1 height, 2 lengths.

MODEL #	DESCRIPTION	DIMENSION	LIST
BFSL683	3 Panel—60lbs.	9'-5"L x 6'-5"H	\$719.00
BFSL685	5 Panel—75lbs.	9'-5"L x 6'-5"H	\$951.00



### Display Towers

Display art or any project with three or six winged display towers. Two heights, 23 colors to choose from.

MODEL #	DESCRIPTION	DIMENSION	LIST
CDS603	3 Panel—35lbs.	5'-9"H	\$771.00
CDS683	3 Panel—40lbs.	6'-5"H	\$871.00
CDS606	6 Panel—60lbs.	5'-9"H	\$1,331.00
CDS686	6 Panel—65lbs.	6'-5"H	\$1,501.00



### Clear Dividers

The perfect choice where "Division with Vision" is desired! made with 3/16" acrylic panels.

MODEL #	DESCRIPTION	DIMENSION	LIST
CRD1	1 Panel—55lbs.	3'-4"L x 6'-2"H	\$1,030.00
CRD3	3 Panel—120lbs.	10'-0"L x 6'-2"H	\$2,883.00



# ELEMENTS

## Electrical Height Adjustable Tables

The human body is designed for standing, not sitting. That's why sitting for prolonged periods of time can cause many problems. Muscle strain, neck and back stiffness, and lack of circulation can result in loss of productivity. Performance Electrical Height Adjustable Tables can help promote a healthier and more efficient workplace.

### FEATURES:

#### Available Standard Top Finishes:

*\*Honey only available for 2448, 2460, and 2472.*

Newport  
Gray

Espresso

Cherry

Mahogany

Modern  
Walnut

White\*

Honey

Maple\*\*

#### Available Base Finishes:


Black

Sliver



# ELEMENTS

# Electrical Height Adjustable Tables



**GOOD:**

Electric 2 Stage Single Motor

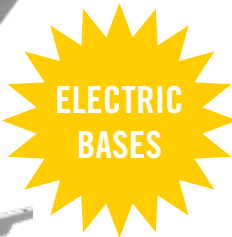
Model No. PLTEAB4260ECOWF



**BETTER (2-STAGE):**

Electric 2 Stage Dual Motor

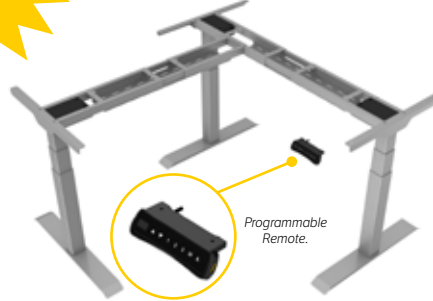
Model No. PLTEAB4872BUDWF



**BEST (3-STAGE):**

Electric Height Adjustable Base 3 Stage Dual Motor

Model No. PLTEAB4872MEDWF



**BEST (3-STAGE):**

L-Shaped Electric Height Adjustable Base 3 Stage Triple Motor

Model No. PLTECAB6078MEDWF




**Holeless Column Design Now Available!**

New Better | 2-Stage  
Best | 3-Stage  
Best | 3-Stage Adjustable L Shape

TABLES	HEIGHT RANGE	WEIGHT RANGE	COLORS	ADDITIONAL FEATURES
<b>GOOD:</b> Electric 2 Stage Single Motor	28" to 47.6"	154 lbs.	Stocked in Black and Silver	Two button remote; Single Motor.
<b>BETTER (2-Stage):</b> Electric 2 Stage Dual Motor	27.2" to 46.5"	220 lbs.	Stocked in Black and Silver	2 Stage; Dual Motor; AntiCollision; Programmable remote.
<b>BEST (3-Stage):</b> Electric Height Adjustable Base 3 Stage Dual Motor	22.8" to 48.4"	275 lbs.	Stocked in Black and Silver	3 Stage; Dual Motor; AntiCollision; Programmable remote.
<b>BEST (3-Stage):</b> L-Shaped Electric Height Adjustable Base 3 Stage Triple Motor	22.8" to 48.8"	330 lbs.	Stocked in Black and Silver	3 Stage; Triple Motor; AntiCollision; Programmable remote

Available Base Finishes:





### Choose Your Table Base:

All stocked in Black and Silver.

#### GOOD

##### Electric 2 Stage Single Motor LIST

PLTEAB4260ECOWF **\$849**

Accommodates 42" to 60" wide tops; Stocked in Black and Silver; Feet Included; Two Button Remote

##### Optional 24" Feet (show right)

PLTHATFEET24 **\$119**

For use with 24" depth worksurfaces. For "up-against-a-wall" applications. Stocked in Black and Silver

#### BETTER (2-STAGE)

##### Electric 2 Stage Dual Motor LIST

PLTEAB4872BUDWF **\$1,239**


Accommodates 42" to 60" wide tops; Programmable Remote included; Feet included; Stocked in Black and Silver.

##### Optional 24" Feet (shown right)

PLTHATFEET24 **\$119**

For use with 24" depth worksurfaces; For "up-against-a-wall" applications; Stocked in Black and Silver

#### Available Base Finishes:



#### BEST (3-STAGE)

##### Electric Height Adjustable Table Base 3 Stage Dual Motor LIST

PLTEAB4872MEDWF **\$1,499**

Accommodates 42" to 60" wide tops; Programmable Remote included; Feet included; Stocked in Black and Silver.

##### Optional 24" Feet (shown below)

PLTHATFEET24 **\$119**

For use with 24" depth worksurfaces; For "up-against-a-wall" applications; Stocked in Black and Silver



#### BEST (3-STAGE)

##### L-Shaped Electric Height Adjustable Base 3 Stage Triple Motor LIST

PLTECAB6078MEDWF **\$2,289**

Accommodates 42" to 60" wide tops; Programmable Remote included; Feet included; Stocked in Black and Silver.

##### Sit/Stand Desk Riser for Monitor/ Laptop & Keyboard **BDR2235BLK** List \$549



**Overall dimensions:** 35"W x 22"D

Quick-Release, Removable Keyboard Tray; Vertical Up & Down Movements; Stepless Height Settings; Simple One-Step Assembly; Easy touch height adjustment by cylinder; 33lb load capacity





Choose Your Table Top:

Standard Laminate Tops		LIST
PLT2448	24" x 48"	\$209.00
PLT2460	24" x 60"	\$241.00
PLT2466	24" x 66"	\$262.00
PLT2472	24" x 72"	\$272.00
PLT3048	30" x 48"	\$230.00
PLT3060	30" x 60"	\$283.00
PLT3066	30" x 66"	\$293.00
PLT3072	30" x 72"	\$304.00



Available Standard Top Finishes:

\*Honey only available for 2448, 2460, and 2472.



OPTIONAL ACCESSORIES:



▲ Cord Management Under Table Wire Racks  
**PLTLPWM**  
 List \$30



▲ Expandable Wire Management Snake  
**CMSO5**  
 List \$89



**Executive Laminate Height Adjustable Desk**

PLT3072, PLTHATEP30, PLTHATEP30MOD72, PLTEAB4872MED, PL112, PL113, PL1044OH, PLTHS27, PL44SGD, PLTAP1554S, PLTSDTMI  
List \$4,117

**Introducing the Executive Laminate Height Adjustable Desk.**

Get the executive desk look with today's ergonomic benefits. Performance Electrical Height Adjustable Tables can help promote a healthier and more efficient workplace.


**Features:**

- 3 mil PVC Tough Edge on all exposed edges
- Coordinating or contrasting top and desk base finishes
- Cord management

**A. 30" x 72" Worksurface**

**PLT3072**  
List \$242

Available in Espresso, Modern Walnut, Cherry, White, Maple & Newport Gray.



**B. Deluxe Electric Height Adjustable Desk Base**

**\*SOPLTHATEP30,**  
**\*SOPLTHATEP30MOD72,**  
**\*SOPLTEAB4872MED**  
List \$2,298

Features 3 stage legs, 2 motors. Height range with top 30" to 51.5". Weight rating 300 lbs. Basic remote. Adjustable glides. Laminate base available in Espresso, Modern Walnut, Cherry, White, Maple & Newport Gray. Height adjustable legs available in Silver, Black & White.

\*Special Order

**Available Desk + Top Finishes:**



**Available Base Finishes:**



Coordinates with all Classic & Elements Laminate casegoods see pages 20-23 and 46-47. Many other sizes, configurations and finishes are available. Contact your sales representative for details.



**AVAILABLE FINISHES:**

Available Top Finishes:

- Honey
- Cherry
- Newport Gray
- Maple
- Aspen
- Espresso
- Modern Walnut
- Mahogany
- White
- NEW

Round Post Leg Finishes:

- Black
- Silver

U-Leg and Square Leg Finishes:

- Black
- White
- Silver

# TABLES + PRESENTATION

## Training Room Tables

Looking for an economical solution to address your boardroom, training and seminar needs?

Our training room tables are stocked in contemporary color laminates with 3mil Dura-Edge detailing. These tables not only provide flexibility and durability but will bring style and warmth to the workplace.



# TABLES + PRESENTATION

## Training Room Tables



### ▲ Double Sided Training Tables

PLT2460(4),  
PLTLEGU48NB(4),  
PLTMDB60(4),  
PLTCBBSINGLE(8)  
*List \$3,028*

Excluding Seating  
and Accessories



### ▶ Training Tables

PLT2472(4),  
PLTPOSTLEGBLK(8),  
PLT72MS(4),  
*List \$3,048*



### ◀ Training Table Workstation

PLT2460(6),  
PLTTLEG24BLK(12),  
PLT60MS(6),  
*List \$4,704*

### ▲ Deskmount Power Module

PLTDTPM2U2EGWHT,  
PLTDTPM2U2EGBLK  
*List \$309*

A clean modern look to provide  
easy power access. Available in  
black and white. See page 173.

Budget Flip Top Tables are an affordable, highly modular system of freestanding tables which can be configured together to address all your meeting and training room needs. *Stocked in contemporary color laminates with 3-mil Dura-Edge detailing. The Flip Top nesting feature allows storage in much less space than normal tables. These tables provide flexibility and durability while bringing style and warmth to the workplace.*



▲ **Flip Top Table**

**PLT2448, PBF48**  
**List \$643 ea.**


3 nested tables (shown above)



◀ **Training Table Workstation**

**PLT2472(6), PBF72(6)**  
**List \$4,716**

Base Finishes:



Black



Silver



▲ **Flip Top Tables**

**PLT2460(4), PBF60(4)**  
**List \$2,904**



Ideal for classroom, meeting and institutional applications, these heavy duty flip top tables provide flexibility and convenience at an outstanding price. *Featuring a quick response lever and locking casters these tables are designed so they may be nested together for easy storage. Tops are available in a variety of finishes; bases available in black and titanium.*

▼ **Flip Top Nesting Tables**

PLT2472(5), PTLF72(5)

List \$4,650

*Excludes Seating and Accessories*



▼ **Flip Top Nesting Table**

PTLF72, PTLF72MOD, PLT2472

List \$1,035




▼ **Flip Top Nesting Table**

PLT2460, PTLF60, PTLF60MOD

List \$964



Base Finishes:



Black

Titanium



▲ **Training Table Workstation**

PLT3060(6), PTLF60(6)

List \$5,568

*Excludes Seating and Accessories*

**FLIP TOP NESTING TABLES:**

Laminate Tops		LIST
PLT2448	48"W x 24"D	<b>\$253.00</b>
PLT2460	60"W x 24"D	<b>\$284.00</b>
PLT2466	66"W x 24"D	<b>\$311.00</b>
PLT2472	72"W x 24"D	<b>\$311.00</b>
PLT3048	48"W x 30"D	<b>\$276.00</b>
PLT3060	60"W x 30"D	<b>\$343.00</b>
PLT3066	66"W x 30"D	<b>\$364.00</b>
PLT3072	72"W x 30"D	<b>\$364.00</b>

Bases		LIST
PTLF48	for use with 48" top	<b>\$569.00</b>
PTLF60	for use with 60" top	<b>\$585.00</b>
PTLF72	for use with 72" top	<b>\$619.00</b>

Modesty Panels		LIST
PTLFMOD48	for 48" base	<b>\$89.00</b>
PTLFMOD60	for 60" base	<b>\$95.00</b>
PTLFMOD72	for 72" base	<b>\$105.00</b>

**BUDGET FLIP TOP NESTING TABLES:**

Laminate Tops		LIST
PLT2448	48"W x 24"D	<b>\$253.00</b>
PLT2460	60"W x 24"D	<b>\$284.00</b>
PLT2472	72"W x 24"D	<b>\$311.00</b>

Bases		LIST
PBF48	for use with 48" top	<b>\$390.00</b>
PBF60	for use with 60" top	<b>\$442.00</b>
PBF72	for use with 72" top	<b>\$475.00</b>

**HARDWARE**

Ganging Hardware		LIST
PLTGC	Ganging Hardware Includes 1 bar and 2 thumb screws	<b>\$31.00 ea.</b>
PLTTS	Thumb Screws (Pack of 4)	<b>\$15.00 per pack</b>



Laminate Tops



Flip Top Nesting Table without Modesty Panel



Flip Top Nesting Table




Budget Flip Top Nesting Table

**FINISHES:**

Available Top Finishes: *See page 84 for Tops. Not all top sizes are available in each color finish. Call for details.*



Base Finishes:





▲ **Cube Base Conference Table**

PL139T(3), PLCUBED20(3)

List \$3,045

Overall Dimensions  
144"W x 48"D

▲ Seating:  
44021ANSBLK, 21SEATGRY

Attractive and durable laminate surfaces with PVC DuraEdge detail make these conference tables perfect for any application.

Standard 29.5"H



◀ **Cube Base Conference Table**

PL139T, PLCUBED20

List \$1,015

Overall Dimensions  
48"W x 48" D



◀ **Boat Shaped Laminate Conference Table with Cube Bases**

PL237CUBED

List \$2,014


Overall Dimensions  
120"W x 33-48"D

**TABLE FEATURES:**

- Wood construction with laminate finish
- Basic concept at fantastic value
- Enduring quality and beauty

Available Finishes:

*\*Honey not stocked in all locations. Please call for availability.*





◀ **Boat Shape  
Conference Table**

**PL14B**  
*List \$2,678*

*Overall Dimensions*  
168"W x 33-48" D

▼ **Boat Shape  
Conference Table**

**PL8B**  
*List \$1,034*

*Overall Dimensions*  
95"W x 35-44" D



▲ **Oval Racetrack  
Conference Table**

**PL14OV**  
*List \$2,678*

*Overall Dimensions*  
168"W x 48" D



Oval Racetrack Laminate Conference Tables with Slab Bases

**LAMINATE CONFERENCE TABLES:**

**Oval Racetrack Laminate Conference Tables**

		LIST
PL135	71"W x 35"D	<b>\$601.00</b>
PL8OV	95"W x 44"D	<b>\$1,034.00</b>
PL10OV	120"W x 48"D	<b>\$1,615.00</b>
PL12OV	144"W x 48"D	<b>\$2,187.00</b>
PL14OV	168"W x 48"D	<b>\$2,678.00</b>
PL16OV	192"W x 48"D	<b>\$3,040.00</b>
PL18OV	216"W x 48"D	<b>\$3,531.00</b>
PL20OV	240"W x 48"D	<b>\$3,893.00</b>

Available in Cherry, Espresso, Mahogany, Honey, Modern Walnut, White and Newport Gray.

**Oval Racetrack Laminate Conference Tables with Elliptical Style Bases**

		LIST
PL8OVE	95"W x 44"D	<b>\$1,667.00</b>
PL10OVE	120"W x 48"D	<b>\$2,248.00</b>
PL12OVE	144"W x 48"D	<b>\$3,125.00</b>
PL14OVE	168"W x 48"D	<b>\$4,054.00</b>
PL16OVE	192"W x 48"D	<b>\$4,416.00</b>
PL18OVE	216"W x 48"D	<b>\$5,345.00</b>
PL20OVE	240"W x 48"D	<b>\$5,707.00</b>

Available in Cherry, Espresso, Mahogany, Honey, Modern Walnut, White and Newport Gray.

Elliptical Metal accents: MAH/CHY/HNY in Black, ESP/MWN/WHT/NPG in Silver

**Boat Shaped Laminate Conference Tables**

		LIST
PL235	71"W x 35"D	<b>\$601.00</b>
PL8B	95"W x 35-44"D	<b>\$1,034.00</b>
PL10B	120"W x 33-48"D	<b>\$1,615.00</b>
PL12B	144"W x 33-48"D	<b>\$2,187.00</b>
PL14B	168"W x 33-48"D	<b>\$2,678.00</b>
PL16B	192"W x 33-48"D	<b>\$3,040.00</b>
PL18B	216"W x 33-48"D	<b>\$3,531.00</b>
PL20B	240"W x 33-48"D	<b>\$3,893.00</b>

Available in Cherry, Espresso, Mahogany, Honey, Modern Walnut, White and Newport Gray.



Boat Shaped Laminate Conference Tables with Elliptical Bases

**Boat Shaped Laminate Conference Tables with Elliptical Style Bases**

		LIST
PL8BE	95"W x 35-44"D	<b>\$1,667.00</b>
PL10BE	120"W x 33-48"D	<b>\$2,248.00</b>
PL12BE	144"W x 33-48"D	<b>\$3,125.00</b>
PL14BE	168"W x 33-48"D	<b>\$4,054.00</b>
PL16BE	192"W x 33-48"D	<b>\$4,416.00</b>
PL18BE	216"W x 33-48"D	<b>\$5,345.00</b>
PL20BE	240"W x 33-48"D	<b>\$5,707.00</b>

Available in Cherry, Espresso, Mahogany, Honey, Modern Walnut, White and Newport Gray.

Elliptical Metal accents: MAH/CHY/HNY in Black, ESP/MWN/WHT/NPG in Silver

**Boat Shaped Laminate Conference Tables with Cube Bases**

		LIST
PL236CUBED	95"W x 35-44"D	<b>\$1,495.00</b>
PL237CUBED	120"W x 33-48"D	<b>\$2,014.00</b>
PL238CUBED	144"W x 33-48"D	<b>\$2,430.00</b>
PL268BSCUBED	168"W x 33-48"D	<b>\$3,029.00</b>
PL292BSCUBED	192"W x 33-48"D	<b>\$3,445.00</b>
PL216BSCUBED	216"W x 33-48"D	<b>\$4,044.00</b>
PL240BSCUBED	240"W x 33-48"D	<b>\$4,460.00</b>

**Square Laminate Conference Table with Cube Base**

		LIST
PL139T/PLCUBED20	48"W x 48"D	<b>\$1,015.00</b>



**Cube Bases with Doors**

		LIST
PLCUBED20	28"W x 25"D x 28"H	<b>\$447.00</b>
PLCUBED2040	31"W x 25"D x 41"H	<b>\$499.00</b>

**Presentation Cabinet**

		LIST
PL100	48"W x 48"H	<b>\$967.00</b>

Available in Cherry, Espresso, Mahogany, Honey, Modern Walnut, and Newport Gray.



**Buffet Credenza**

		LIST
PL172**	35.5"W x 22"D 38"H	<b>\$1,195.00</b>
PL110*	71"W x 22"D	<b>\$243.00</b>

\*Creates a single surface for the tops of two 35.5"W cabinets  
\*\*Available in White



Square Laminate Conference Table with Cube Base



**TABLES + PRESENTATION**



**Palmer House Boat Shaped Conference Table**  
PL238THALF(2), PLTBTB32BRU(3)  
List \$3,303  
Overall Dimensions  
144"W x 33-48" D

Attractive and durable laminate surfaces with PVC DuraEdge detail make these conference tables perfect for any application.  
All table tops come standard with a grommet cut out and grommet cover.



**Palmer House Conference Tables**




**PALMER HOUSE CONFERENCE TABLES**  
Boat Shaped Laminate Conference Tables with Palmer House Brush Steel Bases

		LIST
PL236T/ PLTBTB32BRU(2)	95"W X 33-44"D	<b>\$1,779.00</b>
PL237THALF(2)/ PLTBTB32BRU(3)	120"W X 33-48"D	<b>\$2,887.00</b>
PL238THALF(2)/PLTBTB32BRU(3)	144"W X 33-48"D	<b>\$3,303.00</b>
PL237THALF(2)/PL139T/PLTBTB32BRU(3)	168"W X 33-48"D	<b>\$3,455.00</b>
PL238THALF(2)/ PL139T/PLTBTB32BRU(4)	192"W X 33-48"D	<b>\$4,460.00</b>
PL237THALF(2)/ PL139T(2)/PLTBTB32BRU(5)	216"W X 33-48"D	<b>\$5,201.00</b>
PL238THALF(2)/ PL139T(2)/PLTBTB32BRU(5)	240"W X 33-48"D	<b>\$5,617.00</b>

Palmer House Brush Steel Base		LIST
PLTBTB32BRU	29"H	<b>\$589.00 ea.</b>

**TABLE FEATURES:**

Available Finishes: *\*Honey not stocked in all locations. Please call for availability.*





# TABLES + PRESENTATION | Gathering Tables

## GATHERING TABLES

### Laminate Tops

		LIST
PLT3048	30" X 48"	\$276.00
PLT3060	30" X 60"	\$343.00
PLT3066	30" X 66"	\$364.00
PLT3072	30" X 72"	\$364.00

*Not available in the Honey finish.*

### Desk Beam Supports

		LIST
PLTMDB48	For 48" Desktop	\$72.00
PLTMDB54	For 54" Desktop	\$54.00
PLTMDB60	For 60" Desktop	\$83.00
PLTMDB66	For 66" Desktop	\$93.00
PLTMDB72	For 72" Desktop	\$104.00
PLTADJMDB4872	Adjustable main desk beam, Adjusts 48"-72"	\$128.00

### Connector Beam Brackets

		LIST
PLTCBBSINGLE	Required for each desk beam support and "U" Leg	\$40.00

### Half Boat Shaped Table Tops

		LIST
PL237THALF	60"W x 33-48"D	\$560.00
PL238THALF	72"W x 33-48"D	\$768.00



### Polished Steel Bases

	LIST
PLTRBBASE23BRU	\$316.00
PLTRBPOST41	\$138.00

*Two bases needed for each Half Boat Shaped Table Top.*

### Square Laminate Table with Tall Cube Base

		LIST
PL139T	48"W x 48"D	\$568.00
PLCUBED2040	41"H	\$499.00





Laminate Counter Height Tables boasts an attractive and durable laminate surface with PVC DuraEdge detailing that makes these team tables perfect for any application.

Mix and match the table finish with matching or contrasting table top and modesty panel to customize the look that is right for you! Greenguard Certified.

▲ WORKSTATION SHOWN:  
PLT3072(4), PLTMOD4172(4),  
PLTEP4130 (4)  
List \$3,560  
White / Espresso Combination  
Excludes seating and accessories



▲ Laminate Counter Height Table  
PLT3066, PLTMOD4166,  
PLTEP4130  
List \$878

White/Espresso Combination

Modesty Panels

MODEL #	DESCRIPTION	LIST
PLTMOD4160	60" Modesty Panel for 41"H Modesty Panel	\$198.00
PLTMOD4166	66" Modesty Panel for 41"H Modesty Panel	\$210.00
PLTMOD4172	72" Modesty Panel for 41"H Modesty Panel	\$222.00

Tops

MODEL #	DIMENSIONS	LIST
PLT3060	60"W x 30"D	\$343.00
PLT3066	66"W x 30"D	\$364.00
PLT3072	72"W x 30"D	\$364.00
PLT3672	72"W x 36"D	\$442.00

Tops available in Aspen (new), Cherry, Espresso, Mahogany, Maple, Newport Grey, Walnut, White

End Panels (Sold in Pairs)

MODEL #	DESCRIPTION	LIST
PLTEP4130	41" H End Panel for 30" D Tops (2 Pc/Set)	\$304.00
PLTEP4136	41" H End Panel for 36" D Tops (2 Pc/Set)	\$363.00

Available Laminate Finishes for Modesty Panels & End Panels:





*Pictured with Half Boat Shaped Tops & and "V" Legs.  
Excludes Seating and Accessories*



**POWER WALL STANDARD FEATURES:**

- Built-in wire management
- Supports up to 50" TV
- Accommodates both 29" & 41" table heights
- Includes a completed back structure to allow for stand alone application (when mounted to a table top)



**Power Wall Unit with Cabinet and Lectern**

MODEL #	DESCRIPTION	DIMENSIONS	LIST
PL214	Power Panel	47.25"W x 2.75"D x 71.25"H	\$899.00
PL213	Power Cabinet	29.5"W x 8"D x 28.5"H	\$319.00
PL215	Power Riser	29.5"W x 8"D x 11.5"H	\$149.00

**Power Wall/Cabinet/Riser - Finishes In Stock:**

*Dark Gray with Black Pulls, White with Silver Pulls*

**Cabinet Pulls and Grommet Covers: Silver on White and Black on Gray**



**Mobile Lectern**



**PL216  
List \$639**

3 adjustable shelves, 1 grommet per shelf, casters (2 locking). Top shelf can be flat for laptop/projector or angled for easy reading of papers. Available in Cherry, Dark Grey, Espresso, Mahogany and Walnut.

**Overall Dimensions**  
23" W x 23"D x 46"H





Performance Table Tops are constructed using the highest quality thermally fused Melamine Laminates and edged with 3 mil PVC Tough Edge providing unparalleled durability and beauty.

**FEATURES:**

- Designer look with value pricing
- Wide assortment of top finishes, and base styles



▲ **Cafe Height Table**  
 PLT36R, PLTXBM3341BLK  
*List \$518*  
*Overall Dimensions*  
 36"R x 42"H



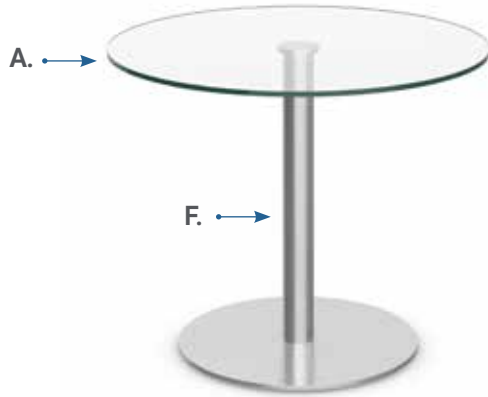
◀ **Cafe Height Table**  
 PLT36R, PLTRBPOST41BRU,  
 PLTRBBASE23BRU  
*List \$683*  
*Overall Dimensions*  
 36"R x 42"H

▶ **Conference Table with "X" Base**  
 PLT36R, PLWXB36/42  
*List \$417*  
 Shown with laminate X-Base.  
*Overall Dimensions*  
 36"R x 29.5"H





Choose Your Top:



A.



B.



C.



D.

**A. Round Table Tops (shown above)**

MODEL #V	DESCRIPTION	LIST
PLT24R	24" Round Top	\$156.00
PLT30R	30" Round Top	\$189.00
PLT36R	36" Round Top	\$229.00
PLT42R	42" Round Top	\$265.00
PLT48R	48" Round Top	\$311.00
PGT24RCLEAR	24" Glass Round Top	\$359.00
PGT36RCLEAR	36" Glass Round Top	\$485.00

**B. Rectangular Table Tops (shown above)**

MODEL #	DESCRIPTION	LIST
PLT2460	24" x 60"	\$284.00
PLT2466	24" x 66"	\$311.00
PLT2472	24" x 72"	\$311.00
PLT3060	30" x 60"	\$343.00
PLT3066	30" x 66"	\$364.00
PLT3072	30" x 72"	\$364.00

**C. Square Tops (shown above)**


MODEL #	DESCRIPTION	LIST
PLT24S	24" Square Top	\$149.00
PLT30S	30" Square Top	\$179.00
PLT36S	36"W x 36"D	\$229.00
PLT42S	42"W x 42"D	\$265.00



**D. Modesty Panels (shown above)**

MODEL #	DESCRIPTION	LIST
PLTLMP48	Laminate Modesty Panel 48"	\$165.00
PLTLMP54	Laminate Modesty Panel 54"	\$169.00
PLTLMP60	Laminate Modesty Panel 60"	\$175.00
PLTLMP66	Laminate Modesty Panel 66"	\$179.00

Available Finishes: **\*\*Not all top sizes are available in each color finish. Call for details.**



Choose Your Base:



\*Must order post and Round Base Plate

\*Must order post and X-Base

**D. Laminate X-Bases**

MODEL #	DESCRIPTION	LIST
PLWXB36/42	For 36" and 42" Tops	<b>\$188.00</b>
PLWXB48	For 48" Tops	<b>\$234.00</b>

**E. Cross Bases + Posts**

Available in Black or Chrome

MODEL #	DESCRIPTION	LIST
PLTXBM24BLK	24" Spread / 29"H	<b>\$209.00</b>
PLTXBM33BLK	33" Spread / 29"H	<b>\$231.00</b>
PLTXBM3341BLK	33" Spread / 41"H	<b>\$289.00</b>
PLTXBM24CHR	24" Spread / 29"H	<b>\$235.00</b>
PLTXBM33CHR	33" Spread / 29"H	<b>\$259.00</b>
PLTXBM3341CHR	33" Spread / 41"H	<b>\$315.00</b>

\*Does not work with Glass Top

**F. Polished Steel Bases**

MODEL #	DESCRIPTION	LIST
PLTRBPOST19	19"H Post Fits 24", 30" and 36" Tops	<b>\$95.00</b>
PLTRBPOST28	29"H Post Fits 30", 36", 42" Tops	<b>\$105.00</b>
PLTRBPOST41	41"H Post Fits 30", 36" and 42" Tops	<b>\$138.00</b>
*PLTRBBASE23BRU	23" Spread/Base Round Base	<b>\$316.00</b>

\*(1) required for each post for the Polished Steel Bases.

**G. X-Bases + Posts in Brushed Steel**


MODEL #	DESCRIPTION	LIST
PLTXBPOST19BRU	19"H Post Fits 24", 30" and 36" Round Tops	<b>\$117.00</b>
PLTXBPOST28BRU	29"H Post Fits 30", 36", 42" Round Tops	<b>\$137.00</b>
PLTXBPOST41BRU	41"H Post Fits 30", 36" and 42" Tops	<b>\$192.00</b>
*PLTXBBASE23BRU	23" Spread Fits 24" and 30" Tops	<b>\$343.00</b>
*PLTXBBASE30BRU	30" Spread Fits 36" and 42" Tops	<b>\$458.00</b>

\*(1) Required for each post for the X-Bases in Brushed Steel.

**H. Cubed Base with Doors + Top**

MODEL #	DESCRIPTION	LIST
PLCUBED20	25"D x 28"H Cube Base with Door	<b>\$447.00</b>
PLCUBED2040	31"W x 25"D x 41"H Cube Base with Door	<b>\$499.00</b>
PL139T	48"W x 48"D Top	<b>\$568.00</b>

Available Finishes: \*\* Not all top sizes and Laminate Bases are available in each color finish. Call for details.





**METAL LEGS & SUPPORTS:**



**T-Leg**

PLTTLEG24BLK	T Style Leg Base 24" Black	<b>\$229.00</b>
PLTTLEG30BLK	T Style Leg Base 30" Black	<b>\$249.00</b>
PLTCS	Optional Casters (2)	<b>\$19.00</b>

**Post Legs & Support Beams**

PLTPOSTLEGBLK	Round Post Leg (Pair), Black	<b>\$199.00</b>
PLTPOSTLEGSIL	Round Post Leg (Pair), Silver	<b>\$199.00</b>
PLTSQPOSTLEGSIL	Square Post Leg (Single), Silver	<b>\$89.00</b>
PLTSQPOSTLEGWHT	Square Post Leg (Single), White	<b>\$89.00</b>
PLT60MS	Support beam for 60" & 66" tops	<b>\$42.00</b>
PLT72MS	Support beam for 72" tops	<b>\$53.00</b>

**V-Legs & Support Beams**

PLTLEGV2430	V-Leg for 24"D Desk tops	<b>\$149.00</b>
PLTLEGV30	V-Leg for 30"D Desk tops	<b>\$159.00</b>
PLTLEGV3642	V-Leg for 36"D desk tops 36"W x 42"D	<b>\$199.00</b>
PLTLEGV4860	V-Leg for 36"D desk tops 48"W x 60"D	<b>\$245.00</b>
PLTLEGV4860	V-Leg for two 24"D or 30"D shared tops	
PLTLEGU4860ILCMB	Benching Inset Leg	<b>\$525.00</b>

**LIST**

**U-Legs & Support Beams**

PLTLEGU24NB	U-Leg for 24"D Table Tops	<b>\$207.00</b>
PLTLEGU30NB	U-Leg for 30"D Table Tops	<b>\$223.00</b>
PLTLEGU36NB	U-Leg for 36"D Table tops	<b>\$346.00</b>
PLTLEGU48NB	U-Leg for 48"D Table tops	<b>\$320.00</b>
PLTLEGU60NB	U-Leg for 60"D Table tops	<b>\$341.00</b>
PLTLEGU4860ILCMB	BENCHING INSET LEG	<b>\$525.00</b>
PLTLEGUHALF	Half U Leg	<b>\$176.00</b>
PLTCBBSINGLE	Connecting Beam Bracket	<b>\$40.00 ea.</b>
PLTRBBSIL	Return beam bracket	<b>\$49.00 ea.</b>
PLTMDB48	Main Desk Beam for 48" Desktop	<b>\$72.00</b>
PLTMDB54	Main Desk Beam	<b>\$54.00</b>
PLTMDB60	Main Desk Beam for 60" Desktop	<b>\$83.00</b>
PLTMDB66	Main Desk Beam for 66" Desktop	<b>\$93.00</b>
PLTMDB72	Main Desk Beam for 72" Desktop	<b>\$104.00</b>
PLTADJMDB4872	Adjustable Main desk beam— adjusts 48"-72"	<b>\$128.00</b>
PLTADJRB6072SIL	Adjustable Return Beam— adjusts 60"-72", must use with PLTRBBSIL	<b>\$158.00</b>

**Tall U Leg – Silver or White**

PLTLEGU24NB41	24"W X 41"H	<b>\$235.00</b>
PLTLEGU30NB41	30"W X 41"H	<b>\$249.00</b>
PLTLEGU48NB41	48"W X 41"H	<b>\$361.00</b>
PLTLEGU4860ILCMB41	Benching Inset Leg 41"H	<b>\$622.00</b>
PLTLEGUHALFH41	41"H Half leg	<b>\$179.00</b>

**LIST**

**LIST**

**LIST**



Diamond Reeded Edge Profile:



## The Contemporary Collection— Conference Rooms

Whether you need a large conference table, a small meeting table or storage, Rudnick has just what you need. They have created beautiful high quality conference tables that provides maximum durability.

Finishes Available:



### Veneer Conference Tables

MODEL #	DESCRIPTION	DIMENSIONS	LIST
A. SORT72	6' Race Track Conference Table with Panel Base	6' x 36"W x 29"H	<b>\$1,627.00</b>
B. SORT96D	8' Race Track Conference Table with D Base; two piece top	8' x 42"W x 29"H	<b>\$2,056.00</b>
C. SORT120D	10' Race Track Conference Table with D Base; two piece top	10' x 46"W x 29"H	<b>\$2,881.00</b>
D. SORT144D	12' Race Track Conference Table with D Base; two piece top	12' x 46"W x 29"H	<b>\$3,115.00</b>
E. SOBS72	6' Boat Shaped Conference Table with Panel Base	6' x 36"W x 29"H	<b>\$1,636.00</b>
F. SOBS96	8' Boat Shaped Conference Table with Panel Base; two piece top	8' x 42"W x 29"H	<b>\$1,900.00</b>
G. SOBS120	10' Boat Shaped Conference Table with Panel Base; two piece top	10' x 46"W x 29"H	<b>\$2,517.00</b>
H. SOBS144	12' Boat Shaped Conference Table with Panel Base; two piece top	12' x 46"W x 29"H	<b>\$2,759.00</b>
I. SORD36	Round Table with X Base	36"D x 29"H	<b>\$1,033.00</b>
J. SORD42D	Round Table with Drum Base	42" D x 29"H	<b>\$1,506.00</b>



### Veneer Storage

MODEL #	DESCRIPTION	DIMENSIONS	LIST
K. SOALP24	4 Drawer Lateral File	36"W x 20"D x 53"H	<b>\$3,805.00</b>
L. SOALP12	2 Drawer Lateral File	36"W x 20"D x 29"H	<b>\$1,847.00</b>
M. *SOALP13	2 Door Cabinet	36"W x 20"D x 29"H	<b>\$1,011.00</b>
N. *SOALP35	Stack-On Lat. File Bookcase	36"W x 13"D x 39"H	<b>\$818.00</b>
O. *SOALP50	4 Door Storage Credenza	72"W x 20"D x 29"H	<b>\$1,726.00</b>
P. *SOALP10	2 Drawer Lateral File / Storage Cabinet	72"W x 20"D x 29"H	<b>\$3,495.00</b>
Q. *SOALP30	Lateral File Credenza	72"W x 20"D x 29"H	<b>\$4,118.00</b>
R. *SOALP55	Bookcase (3 shelves)	36"W x 13"D x 48"H	<b>\$967.00</b>
S. *SOALP56	Bookcase (5 shelves)	36"W x 13"D x 68"H	<b>\$1,298.00</b>
T. *SOALP58	Door Kit (for SOALP56 ONLY)	36"W x 24"H	<b>\$240.00</b>
U. SOALP19	Presentation Cabinet	48"W x 5"D x 50"H	<b>\$1,847.00</b>





# NATIONAL®

Call for pricing



# SEATING

## Reception

With the Fringe Series, you create spaces where people actually want to be. Whether it is in a corporate setting, community area, or in an education or healthcare environment, Fringe delivers privacy, openness, comfort, style, and extreme flexibility from a single lounge collection.

▼ Hagen Reception Seating

9074, 9071, PLT3OR(2),  
PLTXBBASE23BRU(2), PLTXBPOST19BRU (2)  
List \$3,896



Hagen Reception Seating

The perfect complement to the contemporary work space or home. Hagen features a wide open architecture, mid-century modern design and outstanding comfort. Heavy duty spring construction and deep cushioning.



Hagen Reception Seating

MODEL #	QTY	DESCRIPTION	DIMENSIONS	LIST
9074	1	Sofa	66.25"W x 30.75"D x 32.25"H	\$1,699.00
9071	1	Club Chair	30.75"W x 30.75"D x 32.25"H	\$899.00
PLT3OR	1	Round Top	30"W	\$189.00
PLTXBBASE23BRU	1	23" X-Base		\$343.00
PLTXBPOST19BRU	2	19" Post		\$117.00

Available Designer Fabric:

Taupe

NEW  
Dark Charcoal

Wood Occasional Tables

Beautifully finished with hardwood edges and surfaces of selected veneers in Espresso, Mahogany and Cherry.

Available Finishes:

Cherry

Mahogany

Espresso

▶ Wood Veneer Coffee Table

PV519  
List \$660

Overall Dimensions  
47.25"W x 23.5" D x 16"H



▲ Wood Coffee Table

PV619  
List \$841

Overall Dimensions  
23.75"D x 21.25" H



▲ Wood End Table

PV620  
List \$593

Overall Dimensions  
23"R x 21.25" H



▲ Wood Veneer End Table

PV520  
List \$493

Overall Dimensions  
23.5"W x 23.5" D x 20" H



▲ **Tribeca Reception Seating**

9683, 9682, 9681, PL219, PL220  
List \$5,638

**Tribeca Reception Seating**


Sleek European styling makes Tribeca Reception Seating the perfect choice for office or home. Featuring contemporary design, durable construction and outstanding comfort, Tribeca offers exceptional quality and value. Stocked in Black Premium Bonded Leather.



**Tribeca Reception Seating**

MODEL #	DESCRIPTION	DIMENSIONS	LIST
9683	Sofa	70"W x 29"D x 32"H	\$2,099.00
9682	Loveseat	50"W x 29"D x 32"H	\$1,629.00
9681	Club Chair	30"W x 29"D x 32"H	\$1,149.00

Available  
Bonded  
Leather:



**Laminate Occasional Tables**

Beautifully finished with hardwood edges and surfaces of selected veneers.

**Available Finishes:**



\*Honey is only available for PL120 only

▶ **Laminate Top with Solid Wood Base Coffee Table**

PL219  
List \$450

**Overall Dimensions**

47.25"W x 23.5"D x 16.75"H

Available in Mahogany, Cherry, Espresso, Modern Walnut, and Newport Grey.



▲ **Laminate End Table**

PL120  
List \$229

**Overall Dimensions**

24"W x 24" D x 20"H

Available in Mahogany, Honey\*, Cherry, Espresso, Modern Walnut, and Newport Grey.



▲ **Laminate Top with Solid Wood Base End Table**

PL220  
List \$311

**Overall Dimensions**

23.5"W x 19.75"H

Available in Mahogany, Cherry, Espresso, Modern Walnut, and Newport Grey.





## Fuse Reception Seating

Contemporary styling and a modular design makes Fuse Seating the perfect fit for any office environment. Customize your layout by choosing from the components which best suit your needs. Brushed Metal Legs. Available in designer fabrics.



### A. Single Seat, No Arms

MODEL #	DESCRIPTION	LIST
9780STCH	24"W x 29.5"D x 31.5"H	\$675.00

### B. Single Arm

MODEL #	DESCRIPTION	LIST
9780ARMCH	6"W Works left or right	\$249.00

### C. Single Arm with USB Charging Station

MODEL #	DESCRIPTION	LIST
9780ARMUSBCH	Features 2 USB ports	\$375.00

### D. 45° Corner Seat

MODEL #	DESCRIPTION	LIST
9785STCH	31"W x 29.5"D x 31.5"H	\$719.00

### E. Ottoman Available in Charcoal and Stone

MODEL #	DESCRIPTION	LIST
9786ST	30.25"W x 25"D x 19.75"H	\$559.00
9786CH	30.25"W x 25"D x 19.75"H	\$559.00

### F. 90° Corner Seat

MODEL #	DESCRIPTION	LIST
9784STCH	31"W x 28.25"D x 33.5"H	\$899.00





### Compose Reception Seating

Contemporary styling and a modular design makes Compose Seating the perfect fit for any office environment. Customize your layout by choosing from the components which best suit your needs. Available in designer black bonded leather.

MODEL #	DESCRIPTION	DIMENSIONS	LIST
A. 9991	Club Chair	30.25"W x 29.5"D x 31"H	<b>\$1,029.00</b>
B. 9994L	Left Arm Single Seat	30.25"W x 29.5"D x 31"H	<b>\$999.00</b>
C. 9994R	Right Arm Single Seat	30.25"W x 29.5"D x 31"H	<b>\$999.00</b>
D. 9990	Single Seat, no arms	30.25"W x 30"D x 31"H	<b>\$969.00</b>
E. 9995	Corner	30.25"W x 30"D x 31"H	<b>\$1,049.00</b>
F. 9996	Ottoman	29.5"W x 29.5"D x 19"H	<b>\$769.00</b>
G. PL9997	Table Top	29.5"W x 29.5"D x 19"H	<b>\$353.00</b>
H. 9998	Chrome Feet		<b>\$197.00</b>
I. PL9999	Laminate Base (4 color options)		<b>\$78.00</b>
J. PLPEDCASTERS	Casters (Optional)		<b>\$44.00</b>




#### ◀ Club Chair

**9991**  
**List \$1,029**

**Overall Dimensions**  
30.25"W x 29.5"D x 31"H

#### Available Finishes:




Available Bonded Leather:

## Newport Series

Newport from Lesro is a modular seating system that provides complete layout flexibility for reception areas, lounges, dining, and pull-up applications.

The bold, contemporary styling, endless fabric and healthcare vinyl options, and long-life comfort of the Newport give your space an inviting, welcoming air. This well-rounded collection includes guest chairs, bariatric chairs, loveseats, benches and an assortment of matching tables. Sturdy steel construction provides years of reliable use, even in high traffic environments.



MODEL #	DESCRIPTION	DIMENSIONS	LIST
A. SONP1401G5	Guest Chair	23.5"W x 24"D x 36"H	<b>\$485.00</b>
B. SONP1005B5	2 Seat Bench	45"W x 21"D x 18.5"H	<b>\$639.00</b>
C. SONP1285T5	End Table	20"W x 20"D x 20"H	<b>\$372.00</b>
D. SONP1501G5	Loveseat	43.5"W x 24"D x 36"H	<b>\$917.00</b>

*\*Priced at Grade 2—Call for more options.*

Grade 2  
Fabrics:



## Luxe Series

Luxe takes traditional tuxedo lounge to a fresh, contemporary stage.

Slim, refined arms and back radiate simple sophistication. Pleasing angled back and substantial seat are not only good-looking but comfortable. Perfect for collaborative, lounge and reception applications. Seating is available in Guest and Bariatric Chairs, Loveseats, Sofas and Benches. All seating can be ordered with either solid hardwood or steel legs.



A.  
(500lb. Weight Capacity)



B.  
(750lb. Weight Capacity)

MODEL #	DESCRIPTION	DIMENSIONS	LIST
A. SOLX1401G5	Guest Chair	28.5"W x 30.5"D x 31"H	<b>\$1,337.00</b>
B. SOLX1801G5	Bariatric Chair	34.5"W x 30.5"D x 31"H	<b>\$1,848.00</b>
C. SOLX1501G5	Loveseat	52.5"W x 30.5"D x 31"H	<b>\$2,137.00</b>
D. SOLX1630T6	Conversational Table	30"W x 30"D x 16"H	<b>\$512.00</b>
E. SOLX3501G5	Sofa	76.5"W x 30.5"D x 31"H	<b>\$2,697.00</b>


*\*Priced at Grade 2—Call for more options.*



## Lenox Wood Series

Lenox Wood from Lesro is a modular seating system that provides complete layout flexibility for reception area and lounge seating applications.

The graceful transitional styling, endless fabric and healthcare vinyl options, and long-life comfort of the Lenox Wood will give your space a light, airy look. Sophisticated yet affordable, the Lenox Wood collection includes guest chairs, connecting chairs, sofas, benches and an assortment of matching tables. Solid hardwood construction provides years of reliable use, even in high traffic environments. Ideal balance of style, function, and value.



(300lb. Weight Capacity)

MODEL #	DESCRIPTION	DIMENSIONS	LIST
A. SOLW1101G5	Guest Chair	22.5"W x 26"D x 31.5"H	\$450.00
B. SOLW3103G5	3 Seats with Center Arms	65"W x 26"D x 31.5"H	\$1,284.00
C. SOLW2101G5	2 Seat Sofa	44"W x 26"D x 31.5"H	\$867.00
D. SOLW1470T5	Coffee Table	40"W x 20"D x 16"H	\$426.00
E. SOLW1102G5	Armless Guest Chair	22.5"W x 26"D x 31.5"H	\$450.00

\*Priced at Grade 2—Call for more options.



## Gansett Series

The Gansett Guest Chair is sleek yet sturdy.


Gansett will impress from any angle with its distinctive sled base frame, gently sloped arms, and thoughtfully contoured backrest that radiate comfort and sophistication. Features include sturdy steel construction, durable powder coat finish, and a comfortable Matrex seat support system.



MODEL #	DESCRIPTION	DIMENSIONS	LIST
A. SOGN1401G5	Guest Chair	22.5"W x 25.5"D x 32.5"H	\$555.00
B. SOGN1501G5	Loveseat	42.5"W x 25.5"D x 32.5"H	\$943.00
C. SOGN1485T5	Coffee Table	20"W x 40"D x 16"H	\$499.00
D. SOGN1403R5	Rocker	22.5"W x 27.5"D x 32.5"H	\$635.00

\*Priced at Grade 2—Call for more options.

Grade 2  
Vinyls and  
Fabrics:







▶ **BoB Stool**

2626T  
List \$399

**Overall Dimensions**  
15"W x 15"D x 19.5-25.5"H

Available in Blue, Green, Black, and Gray

## Contemporary Seating

Features a stable rounded base that accommodates a wide range of movement; allowing you to lean, turn and move in any direction. The backless design ensures an ergonomic, upright position that encourages good posture and helps strengthen the core.

### Color Options:



## Angled and Rod Table Bases

A contemporary style to end and occasional tables, these bases can be paired with either round or square tops.

See page 84 for table top options and pricing.

▶ **Angled End Table Base**

**PLTLEGV417**  
List \$169

**Overall Dimensions**  
18"H base

Angled legs available in silver and White. This leg works well with a 24", 30" or 36" top to create an end table. It can also work well as coffee table by using a 24" x 48" table top.



◀ **Rod Table Base**

**PLTWMBASE3636BLK**  
List \$159

**Overall Dimensions**  
31.1"W x 31.1"D x 15"H  
Fits a 36" top

Available in Black



◀ **Rod Table Base**

**PLTWMBASE3030BLK**  
List \$149

**Overall Dimensions**  
25.12"W x 25.12"D x 15"H  
Fits a 30" top

Available in Black



◀ **Rod Table Base**

**PLTWMBASE2448BLK**  
List \$219

**Overall Dimensions**  
18.75"W x 37.64"D x 15"H  
Fits a 24" x 48" top

Available in Black

▶ **Rod Table Base**

**PLTWMBASE2424BLK**  
List \$139


**Overall Dimensions**  
20.71"W x 20.71"D x 18.98"H  
Fits a 24" top

Available in Black





**A. Soft Seating Loveseat – Both Arms** – Top stitched sewing details in upholstery. Textiles available through graded-in fabric program, or COM by approval. Includes aluminum legs. Two fabrics per piece available at an upcharge. Twelve year limited warranty on seating. Prop 65 and CAL 117-2013 compliant. 400 lb. capacity. Prices shown for COM.



**B. Soft Seating Chair – Both Arms** – Top stitched sewing details in upholstery. Textiles available through graded-in fabric program, or COM by approval. Includes aluminum legs. Two fabrics per piece available at an upcharge. Twelve year limited warranty on seating. Prop 65 and CAL 117-2013 compliant. 400 lb. capacity. Prices shown for COM.



**C. Soft Seating Single Bench – Table Top** – Top stitched sewing details in upholstery. Textiles available through graded-in fabric program, or COM by approval. Includes aluminum legs. Choose from a variety of laminate and edgeband color options. Two fabrics per piece available at an upcharge. Five year limited warranty on table top models. Prop 65 and CAL 117-2013 compliant. 400 lb. capacity. Prices shown for COM.

**D. Tablet Arm Accessory** – Add this helpful tablet arm to your soft seating piece, and enjoy convenient work space for your tablet, laptop, or other mobile computing device. Arm includes a built-in cup holder to keep your beverage handy. Tablet is available finished in a variety of HPL and edgeband options to coordinate with your other pieces.

A. SOFT SEATING LOVESEAT – BOTH ARMS				
SO2000CLR	Specify Textile	34.5"H x 53"W x 29.5"D	116 lbs	<a href="#">Call for quote</a>
B. SOFT SEATING CHAIR – BOTH ARMS				
SO1000CLR	Specify Textile	34.5"H x 30.5"W x 29.5"D	85 lbs	<a href="#">Call for quote</a>
C. SOFT SEATING SINGLE BENCH – TABLE TOP				
SO1000T	Specify Finishes	16"H x 22.5"W x 29.5"D	38	<a href="#">Call for quote</a>
D. TABLET ARM ACCESSORY				
SOTA	Specify Finishes			<a href="#">Call for quote</a>



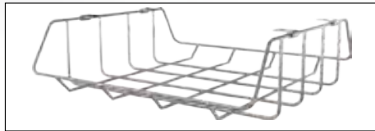
Legs available in black or platinum finish



### ITEM B. Student Desk Accessory Options



Student Desk Casters




Wire Book Box




Pack Hook

### ITEM A. Edgeband / ITEM C. Shell / ITEM D. Stool Color Options



### ITEM A. Laminate Color Options



A. HIERARCHY SHAPES DESK					
SO11X36X-XXXX	Standard	22" – 32"H x 29.9"W x 28.4"D	42 lbs	\$424.81	
SO11X35X-XXXX	Large	22" – 32"H x 34.9"W x 32.5"D	54 lbs	\$486.10	
B. STUDENT DESK ACCESSORIES					
SO66654	Castors (2)	1.5" diameter	3 lbs	\$38.61	
SO66659	Locking Castors (2)	1.5" diameter	3 lbs	\$41.92	
SO66661	Wire Book Box (BL)	4"H x 15"W x 13.5"D	5 lbs	\$43.02	
SO66662	Wire Book Box (CH)	4"H x 15"W x 13.5"D	5 lbs	\$43.02	
SO66669	Pack Hook (2)	Holds Up To 50 lbs	2 lbs	\$7.73	
C. HIERARCHY 4-LEG CHAIR					
SO53312-1-XXXX-NA-PL	12" Platinum Base	24"H x 16"W x 17"D	37 lbs	\$105.99	
SO53314-1-XXXX-NA-PL	14" Platinum Base	25.5"H x 17"W x 17.5"D	38 lbs	\$105.99	
SO53316-1-XXXX-NA-PL	16" Platinum Base	31.8"H x 18.5"W x 20.3"D	55 lbs	\$123.29	
SO53318-1-XXXX-NA-PL	18" Platinum Base	33.5"H x 18.8"W x 22"D	60 lbs	\$127.62	
D. HIERARCHY GROW STOOL®					
SO50960-XXXX	Short	14" – 18"H x 13"W x 13"D	11 lbs	\$215.22	
SO50970-XXXX	Tall	17" – 24"H x 13"W x 13"D	13 lbs	\$215.22	

**A. Hierarchy Shapes Desk** – Bring simplicity and functionality in a customizable package made to fit any classroom or study setting. Offering quick and easy assembly, numerous group configurations, height adjustability, and custom laminates.

**B. Student Desk Accessories** – Optional accessories include a set of two casters (standard or locking), a wire book box in black or chrome, and a pack hook that mounts easily for up to 50 lbs. of hanging storage.

**C. Hierarchy 4-Leg Chair** – A colorful and flexible solution for your learning environment. Flexible and ergonomically shaped seat with lumbar support for easy position changes. Smooth reinforced back allows for flex action without sharp ridges. Available in four seat heights with heavy gauge platinum steel base. Includes nylon swivel glides.

**D. Hierarchy Grow Stool®** – Wobble action and swiveling seat encourage micro-movement to help bleed off excess energy. Helps promote improved upright posture and increased focus while working. Comfortable and ergonomic stool made with durable and lightweight plastic.



SEATING | AmTab



Call for pricing and availability.

SEATING | AmTab



Call for pricing and availability.



# SEATING

## Chairs

Simple, Contemporary, Affordable.



## Sierra Series

Deep cushioning, oversized seat and back, along with a wide open architecture combine to make the Sierra Series an outstanding choice for the executive office.

### ▶ Sierra / Medium Back

**13321**  
**List \$469**

**Overall Dimensions**  
26.25" W x 27.5" D x 38.5-41.25"H

**Seat Dimensions**  
21.25" W x 20.75"D x 18.5-21.25"H

Stocked in Black Bonded Leather.

A | B | C | D | E



### ◀ Sierra / High Back

**13311**  
**List \$509**

**Overall Dimensions**  
26.25" W x 28.25" D x 41.25-44"H

**Seat Dimensions**  
21.25" W x 20.75"D x 18.5-21.25"H

Stocked in Black Bonded Leather.

A | B | C | D | E



### ▶ Dakota / Executive Chair

**10421**  
**List \$489**

**Overall Dimensions**  
26.75" W x 28.25" D x 37.75-40.5"H

**Seat Dimensions**  
20.75" W x 19.5" D x 19.5-22.5"H

Stocked in Black Leather-tek. Plush thick cushioning. Enhanced lumbar support.

A | B | C | D | E



### ▶ Stormy / Executive HiBack Chair with Adjustable Lumbar

**74011**  
**List \$769**

**Overall Dimensions**  
26.75" W x 28.25" D x 37.75-40.5"H

**Seat Dimensions**  
20.75" W x 19.5" D x 19.5-22.5"H

Stocked in Black and Gray Leather.

A | B | C | D | E



## Holland Park Series

Where European style meets function. Uncompromising, durable design with sleek styling make the Holland Park Series a welcome addition to any executive office or boardroom.

### ▶ Holland Park / High Back Swivel Chair

**23011**  
List \$609

**Overall Dimensions**  
22.8"W X 27.5"D X 45.25-48"H

**Seat Dimensions**  
19.25" W x 17"D x 17.75-20"H

Stocked in Black, Grey and White Bonded Leather.

A | B | C | D | E



### ▶ Holland Park / Mid Back Swivel Chair

**23021**  
List \$599

**Overall Dimensions**  
22.8"W X 27.5"D X 37.4-40"H

**Seat Dimensions**  
19.25" W x 17"D x 17.75-27.5"H

Stocked in Black, Grey and White Bonded Leather.



### ◀ Holland Park / Guest Chair

**23028**  
List \$569

**Overall Dimensions**  
22.8"W X 24"D X 40.5"H

**Seat Dimensions**  
19.25" W x 17"D

Stocked in Black, Grey and White Bonded Leather.



### ▲ Montana / Executive High Back with Contrast Stitching

**13211BLKSIL**  
List \$599

**Overall Dimensions**  
26.25"W x 28.25"D x 44-46.75"H

**Seat Dimensions**  
20.5" W x 20"D x 19-21.5"H

Stocked in Black Leather-tek Vinyl.

A | B | C | D | E

### ▶ Barrett / Executive High Back Swivel

**68011 BLKSIL**  
List \$599

**Overall Dimensions**  
28"W x 33"D x 41.75-45"H

**Seat Dimensions**  
19.5" W x 19.75"D x 19-22"H

Stocked in Black Bonded Leather

A | B | C | D | E





▼ Bell / Executive High Back

**XSL3265**  
List \$789

**Overall Dimensions**  
20.5"W x 19.5"D x 18-21"H

**Seat Dimensions**  
20.5" W x 19.5"D x 18-21"H

Stocked in Black Vinyl on Chrome Frame.

A | B | C | D | E



▲ Nelson / Executive Syncro-Tilt Swivel

**XSL17763 BRN**  
List \$779

**Overall Dimensions**  
28"W x 27"D x 44-46.5"H

**Seat Dimensions**  
20" W x 20.5"D x 18.5-22"H

Hinged arm with Synchro-Tilt allows seat and back to move at a 2 to 1 ratio. Can be locked in any upright position. Stocked in Bomber Brown with Charcoal Frame

A | B | C | D | E

◀ Hanson / Executive Tilt-back Swivel

**XSL26022 BRN**  
List \$599

**Overall Dimensions**  
27"W x 31"D x 45-48"H

**Seat Dimensions**  
20.5" W x 19.5"D x 21-24"H

Stocked in Bomber Brown Bonded Leather with Charcoal Frame.

A | B | C | D | E



▶ Collins / Executive Flip Arm

**XSL176**  
List \$499

**Overall Dimensions**  
25.6" W x 27.75" D x 38.75-41.5"H

**Seat Dimensions**  
21" W x 21.5"D x 18.5-21.25"H

High back with contrast stitching. Black soft leather-like vinyl with Silver frame.

A | B | C | D | E





◀ **Whistler / Executive Mid Back with Contrast Stitching**

**7321**  
**List \$459**

**Overall Dimensions**  
25.5"W x 26"D x 40.5-43.25"H

**Seat Dimensions**  
19.75" W x 19.75"D x 17.75-20.5"H

*Stocked in Black Leather-tek Vinyl. Enhanced lumbar support.*

A | B | C | D | E

▼ **Whistler / Executive High Back with Contrast Stitching**

**7311**  
**List \$519**

**Overall Dimensions**  
25.5"W x 27.5"D x 45.25-48"H

**Seat Dimensions**  
19.75" W x 19.75"D x 17.75-20.5"H

*Stocked in Black Leather-tek Vinyl. Enhanced lumbar support.*

A | B | C | D | E



▶ **Whistler / Side Chair with Contrast Stitching**

**7328**  
**List \$439**

**Overall Dimensions**  
25.25"W x 26"D x 39.75"H

**Seat Dimensions**  
19.75" W x 19.75"D x 17.75"H

*Stocked in Black Leather-tek Vinyl. Enhanced lumbar support.*

A | B | C | D | E



▼ **Lexus / High Back Executive with Arms**

**10711**  
**List \$499**

**Overall Dimensions**  
26.25"W x 29"D x 41.25-44"H

**Seat Dimensions**  
21" W x 20.5"D x 17.75-20.5"H

*Stocked in Black Bonded Leather. Pneumatic Height Adjustment.*

A | B | C | D | E



▶ **Lexus / Guest Arm Chair**

**10728**  
**List \$399**

**Overall Dimensions**  
26.25"W x 28"D x 40.25"H

**Seat Dimensions**  
21" W x 20.5"D x 19.75"H

*Stocked in Black Bonded Leather.*



◀ **Lexus / Mid Back Conference with Arms**

**10721**  
**List \$449**

**Overall Dimensions**  
26.25"W x 27.5"D x 39.25-42"H

**Seat Dimensions**  
21" W x 20.5"D x 17.75-20.5"H

*Stocked in Black Bonded Leather. Pneumatic Height Adjustment.*

A | B | C | D | E





▶ **Aspire /  
Executive  
Arm Chair**

**5111**  
**List \$399**

**Overall Dimensions**  
24.75"W x 28.5"D x 37.5-41"H

**Seat Dimensions**  
20" W x 20"D x 17-20.5"H

*Stocked in Black Bonded Leather.  
Pneumatic Seat Height Adjustment.*

A | B | C | D | E



▲ **Presta / Basic Task Chair**

**5021**  
**List \$449**

**Overall Dimensions**  
20.5"W x 19.75"D x 17.75-40.5"H

**Seat Dimensions**  
20.5"W x 19.75"D x 17-20.5"H

*Stocked in Black.*

A | B | C | D | E



◀ **Pilot / Executive  
High-Back Racing Style**

**XSL12121**  
**List \$559**

**Overall Dimensions**  
28"W x 29"D x 44.75-49.5"H

**Seat Dimensions**  
21.25"W x 17.25"D x 17- 21.5"H

*Stocked in Black Leather*

A | B | C | D | E



◀ **Dixon / Mid Back  
Executive Chair**

**XSL12001**  
**List \$342**

**Overall Dimensions**  
25.25"W x 27.5"D x 36-39.75"H

**Seat Dimensions**  
19.25" W x 17.5"D x 17.5-21.25"H

*Stocked in Black Leather*

A | B | C | D | E

▶ **Burton /  
Executive  
High Back  
Arm Swivel**

**XSL871 BLK**  
**List \$359**

**Overall Dimensions**  
25.5"W x 26.75"D x 42-45.5"H

**Seat Dimensions**  
19.5" W x 20"D x 19.25-23"H

*Stocked in Black Soft Vinyl.*

A | B | C | D | E





◀ **Leather Plus Executive Chair Grey**

**XSL SO20203GRY,  
XSL SO20203BLK**  
List \$539

**Overall Dimensions**  
27"W x 29"D x 41"-44"H

**Seat Dimensions**  
21"W x 20"D x 19-22"H

Available in Gray and Black



▶ **Tarragon / Executive High Back with Adjustable Arms**

**XSL SO1461BK**  
List \$699

**Overall Dimensions**  
27"W x 29"D x 41"H

**Seat Dimensions**  
20"W x 18.5"D x 18.5 - 22.5"H

Stocked in Black Vinyl With Fabric Insert.  
Pneumatic Seat Height Adjustment.

A | B | C | D | E

▶ **Presidio / Executive**



**XSL15003CBLK,  
XSL15003CGRY**  
List \$549

**Overall Dimensions**  
27"W x 28.5"D x 43.5-47" H

**Seat Dimensions**  
21"W x 19"D x 20-23.5"H

High back executive  
Leather Plus with extra  
lumbar support; padded armrests

A | B | C | D | E



▶ **Presidio / Mid Back**



**XSL15013CBLK,  
XSL15013CGRY**  
List \$499

**Overall Dimensions**  
27"W x 28.5"D x 39.5-43"H

**Seat Dimensions**  
21"W x 19"D x 20-23.5"H

Midback Manger Leather Plus  
with extra lumbar support;  
padded armrests

A | B | C | D | E



▼ Ellis / Executive Swivel Arm Chair

**XSL478 BLK**  
List \$389

**Overall Dimensions**  
23.25"W x 28.5"D x 44.5-48.25"H

**Seat Dimensions**  
21" W x 23.5"D x 19-22.5"H

*Stocked in Black Vinyl With Fabric Insert.  
Pneumatic Seat Height Adjustment.*

A | B | C | D | E



▶ High Back Leather Manager Chair

**XSL SO2006BLK**  
List \$675

**Overall Dimensions**  
24.25"W x 27.5"D x 40.25-43.25"H

**Seat Dimensions**  
20.5" W x 20"D x 18.5-21.5"H

*Available in Black*

*SoThread Leather: smooth, pliable seating surface with tufted stitching detail*

*Total support: segmented padding through back and seat with built-in lumbar support*



▲ Core Collection / Midback Mesh Office Chair

**XSL SO1061**  
List \$669

**Overall Dimensions**  
24.8"W x 27.6"D x 40.2"-44.1"H"

**Seat Dimensions**  
20" W x 21"D x 17.5-21.5"H

*Available in Black, Blue, Burgundy, and Gray*

▶ Contemporary Mesh Task Chair with Flip Arms

**XSL SO12713BLK**  
List \$569

**Overall Dimensions**  
25"W x 28.5"D x 37-40"H

**Seat Dimensions**  
19" W x 19"D x 19.5-22.5"H

*Available in Black Mesh Back with Black Fabric Seat*





▲ **Armed Managers Ribbed Cushion Design**

**XLSO19067CBGY,  
XLSO19067CBK**  
*List \$459*

**Overall Dimensions**  
25"W x 26"D x 35.5-38.5"H

**Seat Dimensions**  
18.5"W x 17"D x 17.25"H

*Available in Black and Gray*



▲ **Armless Managers Ribbed Cushion Design**

**XLSO19069CBK**  
*List \$399*

**Overall Dimensions**  
25"W x 26"D x 35.5-38.5"H

**Seat Dimensions**  
18.5"W x 17"D x 17.25"H

*Available in Black only.*



▶ **Matching Side Chair (sold in pairs)**

**19073CBK  
19073CGY**  
*List \$589 (for two chairs)*

**Overall Dimensions**  
19"W x 22"D x 35.5"H

**Seat Dimensions**  
18.5"W x 17"D x 17.25"H

*Available in Black and Gray*





## Big + Tall Heavy Duty Seating

Comfortable seating designed for big and tall users featuring generous proportions and thick padding throughout and heavy duty under structure.



400 lbs  
Weight  
Capacity

### Big + Tall Executive Task with Arms

**44088**  
List \$739

**Overall Dimensions**  
28.75"W x 27.25"D x 41.75-45"H

**Seat Dimensions**  
22.5" W x 18.75"D x 17.75-20.75"H

Stocked in Black Fabric seat with Black Mesh back.

A | B | C | D | E | R



400 lbs  
Weight  
Capacity

### Big + Tall Swivel Arm Chair

**XSL1985BLK**  
List \$899

**Overall Dimensions**  
31"W x 32"D x 44-47"H

**Seat Dimensions**  
23" W x 21.5"D x 19-22"H

Stocked in Black Soft Vinyl. Available in Grey or Brown by special order.

A | B | C | D | E



350 lbs  
Weight  
Capacity

### Heavy Duty Executive Multifunction with Arms

**6004**  
List \$839

**Overall Dimensions**  
27.25"W x 25.5"D x 37.5-42.5"H

**Seat Dimensions**  
20.5" W x 18"D x 19-24"H

Stocked in Black Fabric seat with Black Mesh back.

A | B | C | D | E | F | K | L | M | P | Q | S



400 lbs  
Weight  
Capacity

### Big + Tall Leather Executive Tilter with Arms

**54011BLK**  
List \$819

**Overall Dimensions**  
22.8"W x 30.75"D x 43.5-45.5"H

**Seat Dimensions**  
20.25" W x 23"D x 18.5-20.5"H

Stocked in Black Bonded Leather.

A | B | C | D | E | S



▼ **Lure**

**XSL1993BK**  
**List \$749**

400 lbs  
Weight  
Capacity

**Overall Dimensions**  
29"W x 30"D x 40"-43"H

*Stocked in Black Fabric Seat; 400 lbs. capacity*

A | B | C | D | E  
F | K | L | M | R



▲ **Big Jo**  
**XSL SO1399BK**  
**List \$989**

400 lbs  
Weight  
Capacity

**Overall Dimensions**  
30"W x 27"D x 40-43"H

**Seat Dimensions**  
30"W x 27"D x 40-43"H

*Back is black mesh seat black caresoft, curved ergonomic back, adjustable lumbar support, 27" black steel base, 400lbs. capacity*

A | B | C | D | R | S



400 lbs  
Weight  
Capacity

◀ **Hickory / Executive**  
**Big & Tall – Heavy duty**

**XSL1983BK,**  
**XSL SO1983DG**  
**List \$849**

**Overall Dimensions**  
33.5"W x 31"D x 43"H

**Seat Dimensions**  
22.5"W x 19"D x 19"-22"H

*Stocked in Black Carosoft vinyl and padded arms. Grey is available by special order. Pneumatic Seat Height Adjustment; 400lbs. capacity*

A | B | C | D | E





# Decatur House



Oxblood Vinyl  
DHS9701MOX



Denim Blue  
DHS SO9701DWNV



Slate Grey  
DHS SO9701DWSG



Champagne Velvet  
DHS SO9701DWCMP

## ◀ Chambers / Executive Swivel

DHS9701MOX, DHS SO9701DWNV,  
DHS SO9701DWSG, DHS SO9701DWCMP  
List \$699

**Overall Dimensions**  
27"W x 28"D x 43.5-47"H

**Seat Dimensions**  
24" W x 19"D x 19.5-23"H

Stocked in Black and Oxblood Vinyl with Mahogany Finish  
or Denim Blue, Champagne Velvet, Slate Grey Fabric with Driftwood Frame.

A | B | C | D | E

## ▶ Harrison / High Back Executive Swivel

DHS278  
List \$1,179

**Overall Dimensions**  
27.75"W x 34.5"D x 43-46"H

**Seat Dimensions**  
19.5" W x 18.5"D x 19.5-22.5"H

Stocked in Black Vinyl with  
Mahogany Finish

A | B | C | D | E



## ▶ Harrison / High Back Executive Swivel in Fabric

DHS SO278DWGY  
List \$1,179

**Overall Dimensions**  
27.5"W x 34.5"D x 43-46"H

**Seat Dimensions**  
19.5" W x 18.5"D x 19.5-22.5"H

A | B | C | D | E



▲ **Montgomery / Guest Chair**

**DHS271**  
List \$399

**Overall Dimensions**  
24"W x 26"D x 31"H

**Seat Dimensions**  
22" W x 21"D x 18.5"H

*Stocked in Black and Oxblood Vinyl with Mahogany Finish.*



▲ **Montgomery / Guest Chair in Fabric**

**DHS SO271DWGY**  
List \$399

**Overall Dimensions**  
19"W x 22"D x 35.5"H

**Seat Dimensions**  
18.5"W x 17"D x 17.25"H

▶ **Montgomery / Guest Chair with Casters**

**DHS272**  
List \$429

**Overall Dimensions**  
24"W x 26"D x 31"H

**Seat Dimensions**  
22" W x 21"D x 18.5"H

*Stocked in Black and Oxblood Vinyl with Mahogany Finish.*



▶ **Montgomery / Guest Chair with Casters in Fabric**

**DHS SO272DWGY**  
List \$429

**Overall Dimensions**  
19"W x 22"D x 35.5"H

**Seat Dimensions**  
18.5"W x 17"D x 17.25"H



◀ **Caldwell / Guest Chair**

**DHS9709**  
List \$499

**Overall Dimensions**  
25"W x 28.5"D x 35.5"H

**Seat Dimensions**  
20" W x 19"D x 18"H

*Stocked in Black and Oxblood Vinyl with Mahogany Finish.*



**Garrison / H Model**

**XSL13133BLK**  
List \$499

**Overall Dimensions**  
27"W x 25.5"D x 39-42"H

**Seat Dimensions**  
21" W x 19.25"D x 119.75-23"H

*Stocked with mesh back and black fabric seat.*

A | B | C | E | R

**Garrison Series**

*These two horizontal mesh back task chairs are designed with comfort and ease in mind. Both models feature Synchro-Tilt Mechanism. This allows the backrest and seat to tilt in unison. The back tilts more than the seat and is also tension adjustable. These chairs also feature adjustable arms and a pneumatic gas lift that allows for easy adjustable height and a weight limit of 275 lbs. It is the perfect chair for most everybody.*

*Optional seat covers are available to change the seat color.*



**Garrison / T Model**

**XSL13133GRYBLK**  
List \$499

**Overall Dimensions**  
27"W x 25.5"D x 39-42"H

**Seat Dimensions**  
21" W x 19.25"D x 119.75-23"H

*Stocked with mesh back and black fabric seat.*

A | B | C | E | R

**Seat Cover Color Options:**

**XSLCOVER**  
List \$29



## Cool Mesh Series

If your work has you adjusting to different tasks throughout the day then Cool Mesh is the seating series for you. Whether you choose task or executive seating, Cool Mesh's easy flow architecture, its multi function adjustment capability and outstanding support come together to address all your comfort needs.

Other features include mesh back to encourage full body contact and pneumatic height adjustment. Greenguard Certified. Limited Lifetime Warranty.

### ► Cool Mesh / Pro Multi-Function High Back with Adjustable Lumbar Support and Ratchet Back Height Adjustment

**8114S**  
**List \$899**

**Overall Dimensions**  
27"W x 27"D x 41.25-45"H

**Seat Dimensions**  
21" W x 19.25"D x 19.75-23"H

Stocked in Light Gray Mesh with White Frame and Orange, Green, Red, Blue, Burgundy, Basil or Black Fabric Seat.

A | B | C | D | E | F | K | L | M | N | O | P | Q | S



## SEATING OPTIONS:

**For Cool Mesh chair models:** 8114S, 8014S, 8054S, 7754S, 7704S, 7701, 7621ACM, and 7854S

All fabric and leather seats come with molded foam for added comfort and longer lifespan.



Navy  
**7700F**



Orange  
**7700F**



Red  
**7700F**



Lime Green  
**7700F**



Black  
**7700F**



Celestial Blue  
**7700F**



Burgundy  
**7700F**



Basil  
**7700F**



Bonded Leather Seat  
**7700BL**  
(add to List \$70)

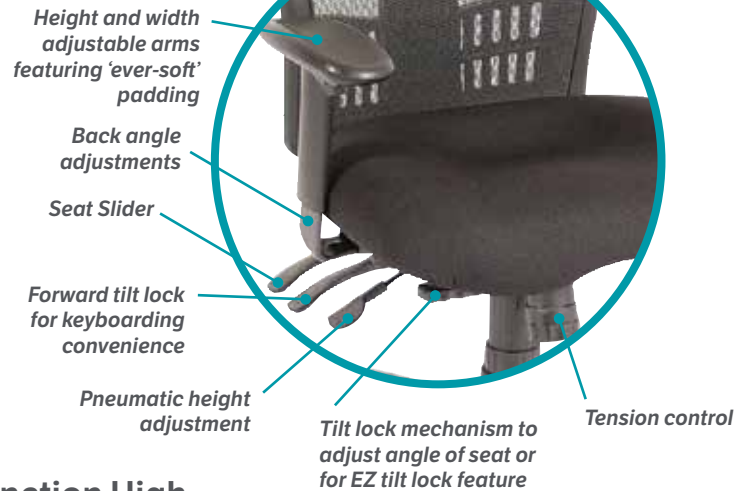


Mesh Seat  
**7700M**  
(add to List \$50)



### Cool Mesh Pro Series

The Cool Mesh Pro's easy flow architecture, its multi function adjustment capability and outstanding support come together to address all your comfort needs.



#### ► Cool Mesh / Pro Multi-Function High Back with Adjustable Lumbar Support and Ratchet Back Height Adjustment

**8014S**  
List \$729

**Overall Dimensions**  
27.25"W x 26.25"D x 41-44.5"H

**Seat Dimensions**  
21" W x 19"D x 19.25-22.75"H

Stocked in Black Mesh with Orange, Green, Red, Blue, Basil, Burgundy or Black Fabric Seat with Black Nylon Base.

A | B | C | D | E | F | K  
L | M | O | P | Q | S



▲ **Optional Headrest**  
7000HR  
List \$64



#### ◀ Cool Mesh / Pro Multi-Function Task with Ratchet Back Height Adjustment

**8054S**  
List \$659

**Overall Dimensions**  
27.25"W x 26.5"D x 37.75-41.25"H

**Seat Dimensions**  
21" W x 19"D x 19.25-22.75"H

Stocked in Black Mesh with Orange, Green, Red, Blue, Basil, Burgundy or Black Fabric Seat with Black Nylon Base.





◀ **Cool Mesh / Multi-Function High Back**

**7704S**  
**List \$659**

**Overall Dimensions**  
26.5"W x 26.5"D x 40.5-44"H

**Seat Dimensions**  
21" W x 19.75"D x 17.25-21"H

Stocked in Black Mesh with Orange, Green, Red, Blue, Basil, Burgundy or Black Fabric Seat with Black Nylon Base.

A | B | C | D | E  
F | K | M | P | Q | S



▲ **Optional Headrest 7000HR**  
**List \$64**



▶ **Cool Mesh / Multi-Function Task**

**7754S**  
**List \$619**

**Overall Dimensions**  
26.5"W x 27.25"D x 35.75-39.5"H

**Seat Dimensions**  
21" W x 19.75"D x 18.5-22"H

Stocked in Black Mesh with Orange, Green, Red, Blue, Basil, Burgundy or Black Fabric Seat with Black Nylon Base.

A | B | C | D | E | F  
K | L | M | P | Q | S





## ◀ Cool Mesh / Synchro High Back

**7701**  
**List \$619**

**Overall Dimensions**  
25.5"W x 24"D x 41.25"-45"H

**Seat Dimensions**  
21" W x 19.75"D x 19-22.5"H

Stocked in Black Mesh with Orange, Green, Red, Blue, Basil, Burgundy or Black Fabric Seat with Black Nylon Base.

A | B | C | D | E | I | N | S



▲ **Optional Headrest 7000HR**  
**List \$64**

## ▶ Cool Mesh / Basic Task

**7621ACM**  
**List \$479**

**Overall Dimensions**  
25"W x 24"D x 36-41"H

**Seat Dimensions**  
19.75" W x 18.5"D x 18-21.75"H

Stocked in Black Mesh with Orange, Green, Red, Blue, Basil, Burgundy or Black Fabric Seat with Black Nylon Base.

A | B | C | D | E | I | L | S





### ◀ Titan / Mesh High Back

**88222A**  
**List \$1,029**

**Overall Dimensions**  
27.75W x 24.25"D x 47-52"H

**Seat Dimensions**  
17.75" W x 16.25"D x 18.5-20.5"H

*Stocked in Charcoal Gray Fabric Seat with Gray Mesh Back and Aluminum Base.*

*Bold, Eclectic, Refreshing. The new Titan seating series by Performance embodies a design and comfort level that is appealing to any office workspace. Titan seating is backed by a Limited Lifetime Warranty.*

A | B | C | D | E | I | Q | S



### ▶ Metropolitan / Mesh High Back

**44021ABLK**  
**List \$499**

**Overall Dimensions**  
24"W x 28"D x 38-43"H

**Seat Dimensions**  
19.5" W x 19"D x 18-23"H

*Stocked in Black mesh back, Black Base, with optional Black, Grey, Black w/ White loop, White w/ Black loop Seat.*

A | B | C | D | E | R



**Seat Color Options:**

**21SEATBLKWHT**  
**21SEATGRY**  
**21SEATWHTBLK**  
**List \$110**



Black/White Hoop

Black



Grey

White/Black Hoop

## Marics Series



### ▶ Marics / Mid Back

**20621**  
**List \$799**

**Overall Dimensions**  
24"W x 28"D x 38-43"H

**Seat Dimensions**  
19.5" W x 19"D x 18-23"H

*Available in Black/Grey, White/Brown, or White/Blue*

A | B | C | D | E | R

**Fabric Colors: For 20621 only**



### ▶ Marics / Stool

**20625BLK/GRY**  
**List \$859**

**Overall Dimensions**  
24"W x 28"D x 38-43"H

**Seat Dimensions**  
19.5" W x 19"D x 18-23"H

A | B | C | D | E | R



### ◀ Marics / Guest Chair

**20624BLK/GRY**  
**List \$779**

**Overall Dimensions**  
24"W x 28"D x 38-43"H

**Seat Dimensions**  
19.5" W x 19"D x 18-23"H

A | B | C | D | E | R







### Aster Collection

With the Aster Collection, you get both comfort and style, with the mesh guest chairs. This collection offers you both a stationary or mobile mesh chair option, with a black frame.



#### ◀ Aster / Mesh Back Guest Chair

**21628**  
**List \$549**

**Overall Dimensions**  
25"W x 25"D x 38.5-42"H

**Seat Dimensions**  
19"W x 18.5"D x 18.5-22"H

*Black or Silver Mesh on Black Frame.*

A | B | C | D | E

#### ◀ Aster / Mesh Back Chair

**21621**  
**List \$559**

**Overall Dimensions**  
25"W x 25"D x 38.5-42"H

**Seat Dimensions**  
19"W x 19.5"D x 18.5-22"H

*Black or Silver Mesh on Black Frame.*

A | B | C | D | E



Pneumatic Height Adjustment Lever

#### ◀ Evans / Mesh Back Flip Arm Task Chair

**XLSO13553**  
**List \$456**

**Overall Dimensions**  
27"W x 27"D x 41-44"H

**Seat Dimensions**  
20.5"W x 20"D x 20-23"H

*Stocked in Black Mesh Back with Black Mesh Seat.*

A | B | C | D | E | O



#### ◀ Kelly / Multi-Function Mesh Chair

**XLSO13777**  
**List \$1,389**

**Overall Dimensions**  
27"W x 27"D x 39-44"H

**Seat Dimensions**  
18"W x 20"D x 18-21"H

*Black Mesh Back with Black Mesh Seat.*

A | B | C | D | E | I | Q



#### ▶ Hays / Mesh Back Titler Chair

**XLSO12813**  
**List \$349**

**Overall Dimensions**  
25"W x 25"D x 38.5-42"H

**Seat Dimensions**  
19"W x 18.5"D x 18.5-22"H

*Black Mesh Back with Black Mesh Seat.*

A | B | C | D | E





▲ **Lambo Chair**

**52626**  
**List \$699**

**Overall Dimensions**  
27.95"W x 27.95"D x 38.19"-40.9"H

**Seat Dimensions**  
19.69" W x 19.29"D

Available in Black, Blue, Brown, Red, and Gray.

A | B | O | Q | R | S

▶ **Wise / Mesh Back Task Chair**

**XSL1149**  
**List \$299**

**Overall Dimensions**  
17.75"W x 18.75"H x 35.5-39.25"H


**Seat Dimensions**  
19.5"W x 18.5"D x 17.75-21.25"H

Stocked in Black, Red, Blue, Yellow and Purple Mesh with Fabric Seat.

A | B | C | D | E



Wise Fabric Options:



◀ **Watson / Swivel Mesh Task Chair with Arms**

**XSL6081**  
**List \$389**

**Overall Dimensions**  
24.25"D x 25.75" W x 34.25-38"H

**Seat Dimensions**  
19.25"W x 18.25"D x 17.5-21.25"H

Stocked in Black Mesh with Fabric Seat.

A | B | C | D | E

▶ **Hughes / Swivel Mesh Fixed Arm Task Chair**

**XSL6061**  
**List \$413**

**Overall Dimensions**  
24.25"D x 25.75" W x 35.5-38.5"H

**Seat Dimensions**  
18"D x 17.75" W x 17.75-20.5"H

Stocked in Black Mesh with Fabric Seat.

A | B | C | D | E





▲ **Wingo / Mid Back  
Transparent Black  
Mesh Ex. Swivel with  
Melrose Gold Frame**

**XLSO17603**  
**List \$649**

**Overall Dimensions**  
13"-24.5"W x 22"D x 39"-41"H

**Seat Dimensions**  
19"W x 19"D x 20-23"H

*Available in Black Fabric*

A | B | C | D | E | I



◀ **Bryant II / Swivel  
Mesh Task Chair  
with Arms**

**XSL12047**  
**List \$629**

**Overall Dimensions**  
27"W x 27"D x 39-42"H

*Back: Breathable Premium Mesh  
Seat: Serenesoft Fabric Seat*

A | B | C | D | E | F | L | R

▶ **Rocket / Mid  
Back Black Mesh  
Ergonomic  
Task Chair with  
Leather Seat**

**XLSO11M**  
**List \$395**

**Overall Dimensions**  
24.5"W x 25.5"D x 37.5"-41.25"H

**Seat Dimensions**  
20.25"W x 19"D x 17.25-20.75"H

*Available in Black, Blue, Red, and Gray Leather*

A | B | C | D | E



◀ **Zippo / High  
Back Designer  
Black Mesh  
Ex. Swivel  
Ergonomic  
Chair with Black  
Leather Seat**

**XLSO1613**  
**List \$449**

**Overall Dimensions**  
25.75"W x 25"D x 39"-42.75"H

**Seat Dimensions**  
21"W x 20"D x 17.5-21.75"H

*Available in Black, Blue, Red,  
and Gray Leather*

A | B | C | D | E | R





▶ **Brock / Conference Swivel Arm Chair**

**XSL388**  
*List \$349*

**Overall Dimensions**  
25"W x 29"D x 37-41"H

**Seat Dimensions**  
20"W x 20"D x 17-20"H

*Black Mesh Back with Black Fabric Seat.*

A | B | C | D | E



▲ **Milo / Task Arm Chair Black Mesh**

**XSL6023**  
*List \$348*

**Overall Dimensions**  
25.25"D x 25.25"W x 33.75"-37.50"H

**Seat Dimensions**  
18.25"W x 16.5"D x 16.5-20"H

*Black Mesh Back with Black Fabric Seat.*

A | B | C | D | E

▼ **Logan / Guest Arm Chair with Cantilever Sled Base**

**25128 BLK**  
*List \$339*

**Overall Dimensions**  
24"W x 23.5"D x 37"H

**Seat Dimensions**  
19"W x 18"D x 18.5"H

*Stocked in Black Fabric Seat with Black Mesh Back.*



◀ **Logan / Midback Executive Swivel Chair**

**25101 BLK**  
*List \$379*

**Overall Dimensions**  
24"W x 23.5"D x 17.5"-22.5"H

**Seat Dimensions**  
19.5"W x 17"D x 17.5-22.5"H

*Stocked in Black Fabric Seat with Black Mesh Back.*

A | B | C | D | E





◀ Baker / Basic Task

**3421**  
**List \$389**

**Overall Dimensions**  
23.5"W x 20.75"D x 38.5-42.5"H

**Seat Dimensions**  
19.75"W x 19"D x 18.5-22.5"H

*Stocked in Black, Blue or Red Mesh with Black Fabric Seat. Fixed T-Arm.*

A | B | C | D | E



▶ Spice / Guest Chair  
**7804G**  
**List \$349**

*Stocked in Black Mesh with Black Fabric Seat and Black frame only.*



▲ Spice / Mid Back Synchro-Tilt

**7854**  
**List \$495**

**Overall Dimensions**  
26.5"W x 25.5"D x 36.5-40.25"H

**Seat Dimensions**  
20.5"W x 19.25"D x 18.5-22"H

*Stocked in Black Mesh with Black Fabric Seat.*

A | B | C | D | E | I | S



◀ Value / Mesh Basic Task

**8501**  
**List \$309**

**Overall Dimensions**  
24"W x 24"D x 35-39.75"H

**Seat Dimensions**  
19.75"W x 18"D x 17-22"H

*Stocked in Black, Green & Blue Mesh back with Black Fabric seat.*

A | B | C

**Optional 311AK**  
**List \$100**

*Height/width Adjustable T-Arm*

| S |

▶ Cool Mesh / Basic Task Chair

**7621A BLK**  
**List \$439**

**Overall Dimensions**  
26.25"W x 25.5"D x 36-39.25"H

**Seat Dimensions**  
19.75"W x 18.5"D x 18-21.75"H

*Stocked in Black Fabric Seat with Black Mesh Back. Pneumatic Seat Height Adjustment.*

A | B | C | D | I | L | R





◀ **Entice / Multi-Function High Back**

**8456A BLK**  
*List \$659*

*Overall Dimensions*  
27.25"W x 25.75"D x 41-45"H

*Seat Dimensions*  
21"W x 19.75"D x 17.75-22"H

Stocked in Black Fabric.

A | B | C | D | E | F  
K | L | M | P | Q | S

▲ **Lambo Chair**

**52626**  
*List \$699*

*Overall Dimensions*  
27.95"W x 27.95"D x 38.19"-40.9"H

*Seat Dimensions*  
19.69" W x 19.29"D

Available in Black, Blue, Brown, Red, and Gray.

A | B | O | Q | R | S

Lambo Fabric Options:



▶ **Casey / Deluxe Task Chair in Bonded Leather**

**XSL316 BLK**  
*List \$255*

*Overall Dimensions*  
25"W x 25"D x 34.5-39.5"H

*Seat Dimensions*  
19.25"W x 16"D x 19-24"H

Stocked in Black Bonded Leather.

A | B | L



▶ **Casey / Deluxe Task Chair in Fabric**

**XSL217 BLK**  
*List \$239*

*Overall Dimensions*  
25"W x 25"D x 34.5-39.5"H

*Seat Dimensions*  
19.25"W x 16"D x 19-24"H

Stocked in Black Fabric.

A | B | L



◀ **Optional XSLJARM**  
*List \$120*

Both Shown with Height Adjustable T-Arm

| R |



◀ Baker / Stool with Adjustable Footring

**3451**  
List \$549

**Overall Dimensions**  
23.5"W x 21"D x 37.5-49.25"H

**Seat Dimensions**  
19.75"W x 19"D x 15.75-27.5"H

Stocked in Black, Blue & Red Mesh back with Black Fabric seat.

A | B | C | D | E



▶ Spice / Drafting Chair

**7851**  
List \$489

**Overall Dimensions**  
25.5"W x 25.5"D x 42-51.25"H

**Seat Dimensions**  
20.5"W x 19.25"D x 24-33"H

Features metal foot ring and base. Stocked in Black.

A | B | C | D | E

**Optional**  
**311AK**  
List \$100

Height/width Adjustable T-Arm



◀ Value / Mesh Stool with Adjustable Footring

**8501/100SK**  
List \$389

**Overall Dimensions**  
25.25"W x 25.25"D x 43.75-48.75"H

**Seat Dimensions**  
19.75"W x 19.75"D x 25.5-30.75"H

Stocked in Black Mesh back with Black Fabric seat. Mesh back with Black Fabric seat.

A | B | L

**Optional**  
**311AK**  
List \$100

Height/width Adjustable T-Arm



▶ Casey / Stool with Adjustable Foot Ring

**XSL316/DFR**  
List \$340

**Overall Dimensions**  
25"W x 25"D x 44.5-49.5"H

**Seat Dimensions**  
19.25"W x 16"D x 26.5-31.5"H

Stocked in Black Bonded Leather

A | B | D | I | L | R



◀ **Optional**  
**XSLJARM**  
List \$120

Height/width Adjustable T-Arm

## How to Use This Chair Functions Guide

Use this guide to help you find the perfect fit for your office seating needs. While browsing through pages 101 - 126 you will see each chair has a series of letters under the description that corresponds to this seating guide. You spend a lot of time in your office chair, so why not make it as comfortable as possible.



**A** **Pneumatic Seat Height**  
Adjusts "up and down" seat height relative to the floor.



**B** **360-Degree Swivel**  
Allows seat "rotation" in a full circle.



**C** **Swivel/Tilt Control**  
Places the "pivot point directly above the base center" and allows the user to lean back in a seated position.



**D** **Tilt-Lock**  
"Locks seat and back" in an upright position.



**E** **Tilt-Tension**  
Allows user to adjust "resistance" with which chair reclines or tilts.



**F** **Back Lock**  
Allows user to select and "lock a particular back angle."



**G** **Mid-Point Control**  
Allows user to recline at a more natural angle than the traditional tilt control. "Pivot point of chair is positioned slightly forward" toward the front of the seat.



**H** **Knee-Tilt Control**  
Allows user to fully recline while keeping feet comfortably on the floor. "Pivot point is placed near the front of the seat."



**I** **Synchronous Control**  
Automatically "adjusts seat and back angle while maintaining a 2:1 recline ratio", providing optimum back support and minimal seat rise.



**J** **Articulating Seat & Back**  
"Adjusts seat & back angle independently" with a single lever.



**K** **Adjustable Seat & Back**  
Allows user to "adjust and lock seat and back angle" of chair independently of each other.



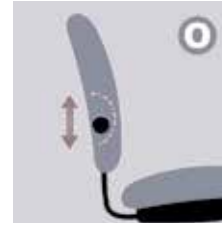
**L** **Back Height Adjustment**  
Allows user to "adjust back up and down" for proper positioning of lumbar.



**M** **High Performance Control**  
Includes "swivel/tilt with tension control, independently adjustable seat and back angle with infinite lock (any position) and forward pitch control."



**N** **Back Depth Adjustment**  
Allows user to "adjust back in and out" for additional seat depth.



**O** **Lumbar Adjustment**  
Allows user to "custom fit chair by adjusting lumbar" for optimum support and comfort.



**P** **Forward Seat Tilt**  
Allows user to "tilt seat forward" for optimum comfort while doing intensive forward oriented tasks.



**Q** **Sliding Seat**  
Allows seat to move "forward and back" or to be locked in a desired position.



**R** **Height-Adjustable Arms**  
Allows user to "adjust arms up and down" within a set range to accommodate a variety of tasks.



**S** **Height/Width Adj. Arms**  
Allows user to "adjust arms up and down, or in and out" within a set range to accommodate a variety of tasks.



**Soft Wheel Casters for hard surfaced floors. Available for most chairs.**  
SOFTCASTERS  
**List \$27 per set**





## Designer Nesting Chairs

Our Nesting chairs are a great space-saving solution for boardrooms and classrooms. In addition to their contemporary look, they are built with quality materials, and are made to last. Greenguard Certified. Limited Lifetime Warranty.



### Agenda Nesting Chair without Arms

**3274T**  
**List \$335**

**Overall Dimensions**  
22.5"W x 23.5"D x 34"H

**Seat Dimensions**  
18.75"W x 19.25"D x 19.25"H

*Stocked in Black Back with Orange, Green, Red, Blue or Black Fabric Seat on a Titanium Frame.*



### Agenda Nesting Chair with Arms

**3294T**  
**List \$367**

**Overall Dimensions**  
24.5"W x 23.5"D x 34"H

**Seat Dimensions**  
18.75"W x 19.25"D x 19.25"H

*Stocked in Black Back with Orange, Green, Red, Blue or Black Fabric Seat on a Titanium Frame.*

### Cool Mesh Pro Nesting Guest Chair

**8094T**  
**List \$441**

**Overall Dimensions**  
24.5"W x 23.5"D x 38.25"H

**Seat Dimensions**  
18.5"W x 19.25"D x 19"H

*Stocked in Black Mesh Back with Orange, Green, Red, Blue or Black Fabric Seat on a Titanium Frame.*



## SEATING OPTIONS:

### 94SEAT: For models: 3294T, 3274T, 8094T

All fabric and leather seats come with molded foam for added comfort and longer lifespan.



### 54SEAT: For models: 5464, 5484

\*See page 129.



## Pissarro Nesting Series

Contemporary nesting seating with a modern flair is perfect for guest, boardrooms and educational environments. Coordinates with all Performance seating. Greenguard Certified. Limited Lifetime Warranty.



### Pissarro Nesting Chair with Arms and Tablet

**90094T/ARMS/TABLET**  
List \$709

**Overall Dimensions**  
23.75"W x 26"D x 33.5"H

**Seat Dimensions**  
19"W x 16.25"D x 18.25"H

Stocked in Black Mesh Back with Black Fabric Seat and Titanium frame..



### Pissarro Nesting Chair without Arms

**90094T**  
List \$499

**Overall Dimensions**  
23.75"W x 21.5"D x 33.5"H

**Seat Dimensions**  
19"W x 16.25"D x 18.25"H

Chair without Arms.



### Pissarro Nesting Chair with Arms

**90094T/ARMS**  
List \$539

**Overall Dimensions**  
23.75"W x 21.5"D x 33.5"H

**Seat Dimensions**  
19"W x 16.25"D x 18.25"H

Features removable arms. Stocked in Black Mesh Back with Black Fabric Seat and Titanium frame.



### Ideal Stackable Guest Chair

**7944G**  
List \$409

**Overall Dimensions**  
25.25"W x 25"D x 37.25"H

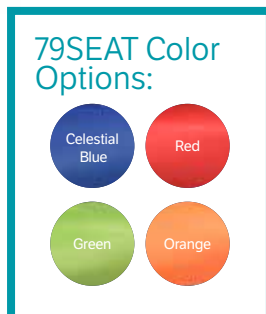
**Seat Dimensions**  
18.75"W x 18.75"D x 19"H

Stocked in Black Mesh Back with Orange, Green, Red, Blue or Black Fabric; Seat Model No. 79SEAT Seat and Black frame.



Optional  
**27 2800**  
List \$20

Casters



### Alan Nesting Chair with Arms

**5484**  
List \$389

**Overall Dimensions**  
20.5"W x 23"D x 35.5"H

**Seat Dimensions**  
17.75"W x 18"D x 19"H

Stocked in Black Back with Black, Grey, Red, Celestial Blue Fabric Seat or a Black PVC on a Black Frame. See page 128 for color swatches.



### Alan Nesting Chair without Arms

**5464**  
List \$359

**Overall Dimensions**  
20.5"W x 23"D x 35.5"H

**Seat Dimensions**  
17.75"W x 18"D x 19"H

Stocked in Black Back with Black, Grey, Red, Celestial Blue Fabric Seat or a Black PVC on a Black Frame. See page 128 for color swatches.



▶ **Spice / Stackable Guest Chair**

**7804TG**  
List \$349

**Overall Dimensions**  
25.25"W x 24.5"D x 36.25"H

**Seat Dimensions**  
18"W x 19"D x 18.5"H

Stacked in Black Mesh Back with Orange, Green, Red, Blue or Black Fabric; Seat Model No. 04SEAT Seat and Titanium frame.



▼ **Sleek / Stackable Chair**

**2904TG**  
List \$329

**Overall Dimensions**  
25.5"W x 24"D x 32.75"H

**Seat Dimensions**  
18.5"W x 19"D x 19"H

Stacked in Black Fabric with Titanium Frame.



**04SEAT Color Options:**



**Optional**  
27 2800  
List \$20



Casters

**Optional**  
27 2800  
List \$20



Casters

▼ **Baker / Stackable Guest Chair with Arms**

**3128G**  
List \$275

**Overall Dimensions**  
22.5"W x 23.25"D x 33.5"H

Stacked in Black Mesh Back with Black Fabric Seat. Shown in Red. Red, blue, and grey seats are optional.



▼ **Baker / Stackable Guest Chair**

**3129G**  
List \$265

**Overall Dimensions**  
22.5"W x 23.25"D x 33.5"H

**Seat Dimensions**  
18.5"W x 18.5"D x 18"H

Stacked in black mesh back with black fabric seat. Shown in Blue. Red, blue and grey seats are optional.

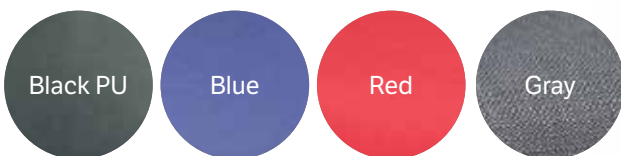


**Optional**  
27 2800  
List \$20



Casters

**31SEAT Color Options: Available for 3128G and 3129G**



▼ **Olson / Guest Chair**

**2924**  
**List \$289**

**Overall Dimensions**  
21"W x 24.75"D x 35.5"H

**Seat Dimensions**  
18.5"W x 19.25"D x 19"H

*Black Mesh Fabric seat with Black Frame Stacks up to 4 high. Some Assembly Required.*



▶ **Avery / Side Arm Chair**

**XSL13021**  
**List \$309**

**Overall Dimensions**  
23.5"W x 24"D x 34.5"H

**Seat Dimensions**  
20"W x 17"D x 19.5"H

*Black Soft Leather-Like Vinyl with Black Frame.*



▶ **Finley / Side Chair**

**XSL1029 BLK**  
**List \$199**

**Overall Dimensions**  
24"W x 24"D x 23"H

**Seat Dimensions**  
18"W x 18"D x 18"H

*Black Mesh Fabric seat with Black Frame Stacks up to 4 high. Some Assembly Required.*



▲ **William / Arm Chair**

**XSLSO1239**  
**List \$479**

**Overall Dimensions**  
26"W x 27"D x 35.5"H

**Seat Dimensions**  
19"W x 20"D x 19"H

*Black Caressoft Leather with Mahogany Legs.*

◀ **Diamond / Accent Chair**

**XSL SO1059BK**  
**List \$659**

**Overall Dimensions**  
25.5"W x 29" D x 28" H

**Seat Dimensions**  
18.5"W x 17"D x 17.25"H

*This accent chair features an elegant, contemporary design that can really elevate and provide your space with an upscale look. Accent Chair is beautifully upholstered in plush Black CaressoftPlus, with diamond patterned quilted detail on the back cushion. It sits on Black wood legs that are both sturdy and stylish.*





▲ **Guest Seating with Arms**

**XSL SO19183BLK**  
List \$349

**Overall Dimensions**  
25"W x 22"D x 32.5"H

**Seat Dimensions**  
19"W x 19"D x 17"H

*Antimicrobial Vinyl Black and Black Frame, with Armless Wall Saver Leg 300 lbs.*



▲ **Armless Guest Seating**

**XSL SO19191BLK**  
List \$299

**Overall Dimensions**  
25"W x 22"D x 32.5"H

**Seat Dimensions**  
19"W x 19"D x 17"H

*Antimicrobial Vinyl Black and Black Frame, with Arm, Wall Saver Leg 300 lbs.*



▶ **Bariatric / Guest Seating with Arms**

**XSL 19183WBLK**  
List \$409

**Overall Dimensions**  
26"W x 22"D x 32.5"H

**Seat Dimensions**  
22"W x 19"D x 18"H

*Antimicrobial Vinyl Black and Black Frame, Arm, Wall Saver Leg 400 lbs.*



▶ **Bariatric / Armless Guest Seating**

**XSL SO19191WBLK**  
List \$369

**Overall Dimensions**  
26"W x 22"D x 32.5"H

**Seat Dimensions**  
22"W x 19"D x 18"H

*Antimicrobial Vinyl Black and Black Frame, Armless, Wall Saver Leg 400 lbs.*



◀ **Bariatric / Guest Seating with Arms**

**XSL SO19183EWBK**  
List \$499

**Overall Dimensions**  
32"W x 22"D x 32.5"H

**Seat Dimensions**  
26"W x 19"D x 18"H

*Antimicrobial Vinyl Black and Black Frame, Armless, Wall Saver Leg 500 lbs.*

▼ **Ashton / Leather**

**2748**  
**List \$299**

**Overall Dimensions**  
24"W x 25.25"D x 34.5"H

**Seat Dimensions**  
20"W x 19"D x 18"H

*Stocked in Black Bonded Leather.*



▲ **Ashton / Guest Chair Sled Base**

**2708**  
**List \$279**

**Overall Dimensions**  
24"W x 25.25"D x 34.5"H

**Seat Dimensions**  
20"W x 19"D x 18"H

*Stocked in Black Fabric.*

▶ **Capri / Side Chair**

**XSL21102**  
**List \$259**

**Overall Dimensions**  
23"W x 24.5"D x 34.5"H

**Seat Dimensions**  
20"W x 20"D x 18.5"H

*Black Leather-Like Vinyl.*



▲ **File / Friend Stool**

**XSL421**  
**List \$145**

**Overall Dimensions**  
19"W x 25"D x 20"-25"H

**Seat Dimensions**  
16.5"W x 13"D x 20-25"H

*Stocked in Black vinyl*

A | B



### Wood Guest Seating

*Stylish wood guest seating for reception areas and private offices. Solid wood construction with fabric and Leathertek seating surfaces.*

### ▼ Wood Guest / Seating with Leathertek

**1700L**  
**List \$379**

**Overall Dimensions**  
22"W x 23"D x 33"H

**Seat Dimensions**  
19"W x 20.5"D

*Wood guest seating – Leathertek*



### ▶ Wood Guest / Seating with Fabric

**1700**  
**List \$379**

**Overall Dimensions**  
22"W x 23"D x 33"H

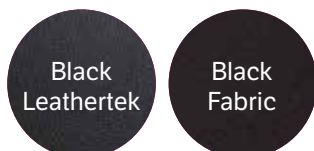
**Seat Dimensions**  
19"W x 20.5"D

*Wood guest seating – Fabric*



## FEATURES:

### Upholstery Options:



### Available Classic Finishes:





Rudnick

SEATING

The Contemporary Collection

### Rudnick Wood Guest Seating

Rudnick has the perfect addition to any office with their side chair options. Available in Cherry and Royal Mahogany frames.



#### ▶ Truman 1 / Wood Guest Chair

**SOTRUM-1-CHY-BLK,**  
**SOTRUM-1-MAH-BLK**  
\$559.00

Comes standard Cherry or Royal Mahogany frame and black fabric cushion. Custom fabric options available for an upcharge, see below for details.



#### ▲ Truman 2 / Wood Guest Chair with Back and Seat Cushions (shown above)

**Fabric Option:**  
**SOTRUM-2-CHY-BLK, SOTRUM-2-MAH-BLK**  
\$579.00

**Vinyl Option:**  
**SOTRUM-2V-MAH-VYL, SOTRUM-2V-CHY-VYL**  
\$589.00

Comes standard Cherry or Royal Mahogany frame with a black fabric or vinyl back and seat cushion.

#### ◀ Gate 1 / Wood Guest Chair

**SOGATE-1-CHY-BLK,**  
**SOGATE-1-MAH-BLK**  
\$549.00

Comes standard Cherry or Royal Mahogany frame and black fabric cushion. Custom fabric options available for an upcharge, see below for details.



End Table—**SOALP 103**  
\$505.00

Coffee Table—**SOALP 102**  
\$681.00

Finishes Available:



Standard Fabrics:



Call your sales representative for more information.

Custom Fabric Options: Available for use on the Truman 1 and Gate 1 Wood Guest Chairs.


#### New Hempsted



Nickel  
NH361

Grey  
NH395

Jodhpurs  
NH420



Cocoa  
NH424

Zen  
NH425

#### Fast Lane



Linen  
63955

Mushroom  
63958

Anthracite  
63961

#### Polka



Champagne  
63762

Sable  
63766

Silhouette  
63767

## CUSTOM FABRIC OPTIONS: SPECIAL ORDER

More fabric options available, call your sales representative for more information.

Fabric Upgrade: \$155.00

\*All items on this page is available by Special Order.



---

# BENTLEY

---



---

# FARADAY

---



Call for pricing and availability.



ZOLL



# 161 Collection

## Mid Back Metal Armchair Stools

161-26A

Provide a comfortable, yet sophisticated, counter height seating solution for cafe tables and bars, suitable for indoor or outdoor settings. Sold and priced in sets of 4.

MODEL #	DIMENSIONS	LIST
A. SO161-26A-BK-WNT	20.3"W x 22.5"D x 40"H	\$820.00
B. SO161-26A-GM-WNT	20.3"W x 22.5"D x 40"H	\$820.00
C. SO161-26A-WHT-NAT	20.3"W x 22.5"D x 40"H	\$820.00



D. w/ wood top

E.

F. w/ wood top

G. w/ wood top

## Square Metal Bar Table

161-BT24

Features a galvanized steel frame coupled with a 1" thick wooden tabletop and completed with a footrest that's positioned 11.5" from the floor.

MODEL #	DIMENSIONS	LIST
D. SO161-BT24-BK	24"W x 24"D x 41.5"H	\$425.00 ea.
E. SO161-BT24-GM	24"W x 24"D x 41.5"H	\$425.00 ea.
F. SO161-BT24-GM-WNT	24"W x 24"D x 41.5"H	\$425.00 ea.
G. SO161-BT24-WHT-NAT	24"W x 24"D x 41.5"H	\$425.00 ea.



H.

## Metal and Walnut Wood Side Table

161-ST200-BK-WNT

Classically industrial but can tie together pieces from any decor style because of its understated simplicity.


MODEL #	DIMENSIONS	LIST
H. SO161-ST200-BK-WNT	19.7"W x 19.7"D x 17.7"H	\$259.00
I. SO161-ST200-WHT-NAT	19.7"W x 19.7"D x 17.7"H	\$259.00



H.

I.

Finishes:





# 161 Collection

## 30" Square Dining Table

161-T30

This 30" Square Dining Table is a blank slate that pairs perfectly with any chair from the 161 Collection. This industrial table doesn't just look rugged, it weathers the outdoor elements beautifully.

MODEL #	DIMENSIONS	LIST
A. SO161-T30-GM	30"W x 30"D x 30"H	\$450.00
B. SO161-T30-GM-WNT	30"W x 30"D x 30"H	\$450.00
C. SO161-T30-BK-WNT	30"W x 30"D x 30"H	\$450.00
D. SO161-T30-WHT-NAT	30"W x 30"D x 30"H	\$450.00



## Adjustable Pub Table with Wood Top and Trumpet Base


161-T3342-BK-WNT

The OFM 161 Collection Industrial Modern Adjustable Pub Table provides a blank canvas that pairs beautifully with any of the stool seating from the 161 Collection. This stool has a trumpet style base and the pub table's height adjusts from 33" to 42" for versatility.

MODEL #	DIMENSIONS	LIST
E. SO161-T3342-BK-WNT	23.5" Round x 33.5 - 43.5" H	\$288.00
F. SO161-T3342-WHT-NAT	23.5" Round x 33.5 - 43.5" H	\$288.00



Finishes:





## Evolve Seating

Evolve's contemporary design is ideal as a side or guest chair for conference rooms, cafeterias, cafés or social meeting spaces.



◀ **Evolve / Chair with Arms**  
**SO1311FB**  
**List \$294 (Grade 1)**

**Overall Dimensions**  
 23"W x 18.5"D x 31.5"H  
 Available in a wide range of colors.

▶ **Evolve / Bar Height Stool**

**SOBR1310FB**  
**List \$455 (Grade 1)**

**Overall Dimensions**  
 19"W x 22"D x 45"H  
 Available in a wide range of colors.



▶ **Eveleen / Stool**

**SOBR5601**  
**List \$699**

**Overall Dimensions**  
 22"W x 23"D x 45.6"H

Synthetic Polymer Seat & Back with 1.5" Aluminum Frame. Corrosion & fade resistant



▶ **Eveleen / Bench**  
**SOBN5600**  
**List \$873**

**Overall Dimensions**  
 47"W x 15"D x 18"H

Synthetic Polymer Seat & Back with 1.5" Aluminum Frame. Corrosion & fade resistant



▶ **Eveleen / Chair**  
**SO5601**  
**List \$489**

**Overall Dimensions**  
 22"W x 23"D x 33.8"H

Synthetic Polymer Seat & Back with 1.5" Aluminum Frame. Corrosion & fade resistant



## Kool Multi-Use Seating

Create spaces with solid or contrasting pairs of polypropylene backs and seats or opt for your favorite upholstered seats for added flare and comfort. The ergonomic perforated back allows for enhanced circulation and air flow and conforms to your back for maximum comfort.



### ◀ Kool / Chair with Casters

**SOCS2300**  
List \$416

**Overall Dimensions**  
21.5"W x 21.25"D x 31"H  
Available in a wide range of colors.

### ▶ Kool / Bar Height Stool

**SOBR2300**  
List \$395

**Overall Dimensions**  
21.5"W x 21.25"D x 46.5"H  
Available in a wide range of colors.

### ▶ Kool / Chair

**SO2300**  
List \$265

**Overall Dimensions**  
21.5"W x 21.25"D x 31"H  
Available in a wide range of colors.



### ▲ Kool / 3-Seat Beam

**SO2300-Beam-3**  
List \$1,257

**Overall Dimensions**  
71"W x 22"D x 31"H  
Available in a wide range of colors.

#### Available Colors:





▲ **Julep**  
**SO2500CH**  
**List \$244**

**Overall Dimensions**  
23.75"W x 19"D x 31"H

**Seat Dimensions**  
16"W x 16"D x 17.5"H

*Black, White, Red and Light Blue.  
Available by special order!*

## Julep Seating

*These stackable chairs with chrome frames offer a generous seat with a cut out back and abbreviated elbow rests that boast surprising comfort and flexibility while blending style and quality.*



## Bleeker Street Wood Shell Chairs

*Discover lasting performance in a clearly simple package. Bleeker Street Seating combines cool, minimalist design with high performance materials to bring style and functionality to every space. Offered in a regular-height chair as well as bistro-height with low profile back.*



▲ **Bleeker Street Wood / Shell Chair**  
**198C**  
**List \$295**

**Overall Dimensions**  
18.5"W x 22.5"D x 33.5"H

**Seat Dimensions**  
17"W x 17.25"D x 18.5"H

*Stocked in White and Modern Walnut on Chrome frame.*



◀ **Bleeker Street Wood / Shell Bistro-Height Stool**

**ST197**  
**List \$399**

**Overall Dimensions**  
19"W x 21"D x 33.5H

**Seat Dimensions**  
15.75"W x 17.25"D x 30"H

*Stocked in White and Modern Walnut on Chrome frame.*

*\*Non-Stackable*



◀ **Bleeker Street Wood / Shell Bistro-Height Stool**

**ST198**  
**List \$399**

**Overall Dimensions**  
19.25"W x 22.25"D x 44.25"H

**Seat Dimensions**  
16"W x 17.25"D x 30"H

*Stocked in White and Modern Walnut on Chrome frame.*



### Stacking and Bar Height Chairs

Multi-purpose stackable seating that is both versatile and economical, Budget Stacking Chairs are an ideal solution for offices, meeting rooms or dining areas. Choose from the series that best suits your needs. All Performance stacking chairs are of heavy duty construction and built to be both functional and comfortable.

#### ▶ Agenda Plus / Stacking Chair

**3080**  
List \$139

**Overall Dimensions**  
21"W x 22.75"D x 32.25"H

**Seat Dimensions**  
18"W x 16.75"D x 17.75"H

Stacked in Black, Light Blue, White and Light Green with Chrome Frame.



#### ▶ Agenda Plus / Bar Height Chair

**3085FR/3085SB**  
List \$239

**Overall Dimensions**  
20"W x 22.75"D x 44"H

**Seat Dimensions**  
18"W x 16.75"D x 30"H

Stacked in Black, Light Blue, White and Light Green with Chrome Frame.

\*Non Stacking



#### ◀ Agenda 3084 NEW

**Overall Dimensions**  
21"W x 22.75"D x 32.25"H

**Seat Dimensions**  
18"W x 16.75"D x 17.75"H

Stacked in Black with Chrome Frame only.

#### ▶ Agenda Plus / Stacking Chair with Arms

**3081**  
List \$169

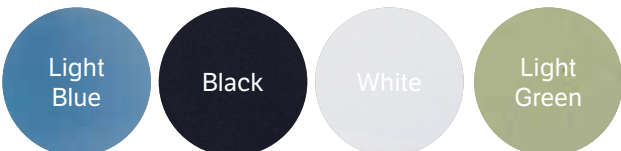
**Overall Dimensions**  
21"W x 22.75"D x 32.25"H

**Seat Dimensions**  
18"W x 16.75"D x 17.75"H

Stacked in Black, Light Blue, White and Light Green with Chrome Frame.



**Color Options:** Models 3085FR, 3085SB, 3080, and 3081



#### ◀ Agenda Plus / 4-Wheel Dolly

**3080D**  
List \$100

Holds 20-25 3080 chairs.



## Stacking and Folding Chairs

Performance folding chairs are designed with strength and durability in mind. All feature reinforced tubular steel frame with powder coat metal finish, nonmarring floor glides and fold flat for easy handling and storage.



### Steel Folding Chair with Padded Seat and Plastic Back

**1321BLKSIL**  
List \$125

**Overall Dimensions**  
19"W x 22"D x 35.5"H

**Seat Dimensions**  
18.5"W x 17"D x 17.25"H

Stocked in Black Fabric Seat with Charcoal Frame.

### Stack Chair

**XSL3011BLSV**  
List \$139

**Overall Dimensions**  
17.5"W x 19.5"D x 33.5"H

**Seat Dimensions**  
16"W x 14.5"D x 18"H

Black Vinyl seat with Silver Vein Black Frame. Stacks up to 16 high.



### Metal Folding Chair

**XSL SO2171**  
List \$75 ea.

**Overall Dimensions**  
18.5"W x 19"D x 30"H

**Seat Dimensions**  
15.75"W x 15.75"D x 17.5"H

Powder coat frame. Double hinged and double braced. Padded seat & back.

**Boxed and sold 4 per carton.**  
Carton of 4 List: \$300

Special Order in: Beige, Black, Burgundy and Navy



### Folding Chair

**XSL SO619**  
List \$70 ea.

**Overall Dimensions**  
18.5"W x 19"D x 30"H

**Seat Dimensions**  
15.75"W x 15.75"D x 16.5"H

Triple brace and double hinged.

**Boxed and sold 4 per carton.**  
Carton of 4 List: \$280

Special Order in: Red, Grey, Beige and Black



### Metal Folding Chair

**XSL SO2173**  
List \$70 ea.

**Overall Dimensions**  
18.5"W x 20"D x 29.25"H

**Seat Dimensions**  
15.5"W x 16"D x 17.25"H

Triple braced and double hinged metal folding chair.

**Boxed and sold 4 per carton.**  
Carton of 4 List: \$280

Special Order in: Orange, Purple, Pink, Fushia, Blue, Citron and Coral.



### Folding Chair Dolly

**SOFCDRA51**  
List \$665

35"W x 66"D x 75"H

Holds up 50-84 Model #2171, 2165 or 1621 chairs



### Folding Chair Dolly

**XSL SO619-15**  
List \$459

19.25"W x 75.5"D x 40"H

Vertical Storage Folding Chair Dolly; 35 Chair Capacity; Weight Capacity 900lbs.



### Folding Chair Dolly

**XSL SO619-50**  
List \$625


19.5"W x 105"D x 40.25"H

Vertical Storage Folding Chair Dolly; 50 Chair Capacity; Weight Capacity 900lbs.

Blow Molded Folding Tables are strong, durable and light weight. Perfect for outdoors or indoors, constructed of durable plastic that will not chip, crack or warp. Surface resists stains and cleans with mild dish soap. Legs and support structure are powder coated heavy gauge. The tables are 40% lighter than comparable wood tables. Available in Pebble White Top with Charcoal Legs.

### FEATURES:

- Light weight sleek design
- Powder coated tubular frame
- Meets or exceeds test BIFMA & MTL standards



A. MODEL #	DIMENSIONS	LIST
SOFBM1860	18" x 60" x 29"H	\$189.00
FBM1872	18" x 72" x 29"H	\$199.00
SOFBM1896	18" x 96" x 29"H	\$259.00

B. MODEL #	DIMENSIONS	LIST
FBM2448	24" x 48" x 29"H	\$178.00

C. MODEL #	DIMENSIONS	LIST
SOFBM3060	30" x 60" x 29"H	\$179.00
FBM3072	30" x 72" x 29"H	\$251.00
FBM3096	30" x 96" x 29"H	\$346.00

D. MODEL #	DIMENSIONS	LIST
SOFBM3072FH	30" x 72" x 29"H	\$255.00
SOFBM3096F	30" x 96" x 29"H	\$349.00

E. MODEL #	DIMENSIONS	LIST
SOFBM3072ADJ	30" x 72" x 24.5-32"H	\$299.00

F. MODEL #	DIMENSIONS	LIST
SOFBM48R	48"R x 29"H	\$239.00
FBM60R	60"R x 29"H	\$441.00
SOFBM72R	72"R x 29"H	\$685.00

G. MODEL #	DIMENSIONS	LIST
SOFBMRTDOLLY	Holds up to 10 round tables up to 60" diameter	\$499.00

H. MODEL #	DIMENSIONS	LIST
SOFBMDOLLY	Holds up to 10 tables	\$553.00





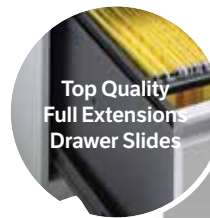
# FILES + STORAGE

Hirsh's commercial grade filing products offer premium features and unmatched value. With added functionality and ergonomic design, these cabinets are welcome additions to any office. All of our cabinets are built of steel and feature ball-bearing slides providing a long-lasting and durable product made for high-volume, daily use. Hirsh's broad line of file cabinets include vertical, lateral and pedestal files. Affordable prices make these filing products a great value and smart choice.



### Premium Mobile Pedestals

All drawers on easy rolling ball-bearing suspension. Heavy gauge steel. Locking drawers. Attractive full pull handles. Double wall fronts. Full suspension file drawers. Meets ANSI / BIFMA Specifications. 15-year Limited Warranty.



Top Quality Full Extensions Drawer Slides

#### Locking File/File Pedestal with Glides

CPSFF  
List \$570

Overall Dimensions  
15"W x 22"D x 26.5"H



#### Box/File Hanger Bracket w/ USB Silver

CMPHBUSBSIL, CMPHBUSBBLK  
List \$173

\*Needed to install pedestal



#### Optional Locking Caster

CPPCASTERS  
List \$31

Optional locking casters for CPSFF, CPSBBF, and CMPBF



#### Box/File Pedestal Silver

CMPBFBLK, CMPBFSIL  
List \$446

Overall Dimensions  
10"W x 19"D x 18"H



#### Locking Box/Box/File Pedestal with Glides

CPSBBF  
List \$570

Overall Dimensions  
15"W x 22"D x 26.5"H

#### Cushions for Metal Pedestals

PLCUSH1522  
List \$143

Fabrics available below.



#### Mobile Locking Box/File Pedestal

CPPBF  
List \$462

Includes casters

Overall Dimensions  
15"W x 22"D x 22"H




### FINISHES:

Available Fabrics for PLCUSH1522:



Available Finishes for the CPSFF, CPSBBF & CPPBF



## Classic Mobile Pedestals

3 mil PVC Tough Edge on all exposed edges. Choice of laminate finishes. Top quality Steel Ball Bearing Drawer Slides. Flared drawer pulls for an enhanced look. Core removable locks. Fits under most desks. Accommodates letter & legal files. Casters included.



### ▲ Locking Mobile Box/Box/File Pedestal

**PL148**  
**List \$665**

**Overall Dimensions**  
16"W x 22"D x 28.5"H

### ▶ Locking Mobile File/File Pedestal

**PL149**  
**List \$696**

**Overall Dimensions**  
16"W x 22"D x 28.5"H



### ▶ Locking Mobile Box/File Pedestal

**PL1007**  
**List \$566**

**Overall Dimensions**  
16"W x 22"D x 22.5"H



## FINISHES:

### Available Finishes:



*Not all finishes are available on each pedestal, please call for details.*

### Handle Options:



#### PLPULLHLBLK

**List \$29**  
Black—standard on Cherry, Mahogany, Maple and Honey. Optional on all other finishes.



#### PLPULLHLNI

**List \$29**  
Nickel—standard on Espresso, Modern Walnut, Newport Gray and White. Optional on all other finishes.



#### PLPULLRSI

**List \$34**  
Rectangular Drawer Pulls Optional on all finishes.



#### PLPULLA

**Black List \$20**  
**Silver List \$20**  
Angle Drawer Pull available in Black and Silver



#### PLPULLCYL

**Black List \$20**  
**Silver List \$20**  
Cylinder Drawer Pull available in Black and Silver

## Vertical Letter and Legal Files

Heavy-duty, three-piece, precision steel ball bearing slide suspension. High side drawers for hanging folders. Heavy-duty steel construction. Aluminum handles and label holders. Spring action thumb latches. Steel follower blocks. Core removable lock. Meets or exceeds ANSI/BIFMA standards. Lifetime Limited Warranty.

2 Drawer Letter with Lock 15" Wide		LIST
MF1162 BLK	15"W x 25"D x 28.38"H	\$305.00
MF1162 PTY	15"W x 25"D x 28.38"H	\$305.00
MF1162 LGY	15"W x 25"D x 28.38"H	\$305.00
2 Drawer Legal with Lock 18" Wide		LIST
MF1172 BLK	18"W x 25"D x 28.38"H	\$329.00
MF1172 PTY	18"W x 25"D x 28.38"H	\$329.00
MF1172 LGY	18"W x 25"D x 28.38"H	\$329.00
4 Drawer Letter with Lock 15" Wide		LIST
MF1164 BLK	15"W x 25"D x 52"H	\$519.00
MF1164 PTY	15"W x 25"D x 52"H	\$519.00
MF1164 LGY	15"W x 25"D x 52"H	\$519.00
4 Drawer Legal with Lock 18" Wide		LIST
MF1174 BLK	18"W x 25"D x 52"H	\$535.00
MF1174 PTY	18"W x 25"D x 52"H	\$535.00
MF1174 LGY	18"W x 25"D x 52"H	\$535.00
5 Drawer Letter with Lock 15" Wide		LIST
MF2265 BLK	15"W x 26.5"D x 61.38"H	\$755.00
MF2265 PTY	15"W x 26.5"D x 61.38"H	\$755.00
MF2265 LGY	15"W x 26.5"D x 61.38"H	\$755.00
5 Drawer Legal with Lock 18" Wide		LIST
MF2275 BLK	18"W x 26.5"D x 61.38"H	\$799.00
MF2275 PTY	18"W x 26.5"D x 61.38"H	\$799.00
MF2275 LGY	18"W x 26.5"D x 61.38"H	\$799.00



Available Finishes:

Putty

Black

Light Gray

## Premium Mobile Pedestals

High-side drawers accept hanging file folders, eliminating the need for additional accessories. All drawers feature full extension ball-bearing slides. Hidden casters provide a clean, integrated appearance. Counterweights included for added stability. Made with 30% recycled material. Meets or exceeds ANSI/BIFMA standards. Limited Lifetime Warranty.



### 2-Drawer Mobile Locking File/File Pedestal

2012  
List \$399

Overall Dimensions  
15"W x 19.88"D x 27.75"H



### 3-Drawer Mobile Locking Box/Box/File Pedestal

2013  
List \$419

Overall Dimensions  
15"W x 19.88"D x 27.75"H

Available Finishes:

Putty

Black

Light Gray

Charcoal



## Welded Storage Cabinet

Welded steel construction with powder coat finish. Up to 150 lb. capacity per shelf evenly distributed. Single cam locking handle secures doors. Meets ANSI/BIFMA shelf standards. Shipped assembled, except for handle.

### A. Three Fixed Shelves

			LIST
SOVF31301872-05	Dove Grey	30"W x 18"D x 72"H	\$484.70
SOVF31301872-07	Putty	30"W x 18"D x 72"H	\$484.70
SOVF31301872-09	Black	30"W x 18"D x 72"H	\$484.70

### B. Four Fixed Shelves

			LIST
SOVF41361872-05	Dove Grey	36"W x 18"D x 72"H	\$547.95
SOVF41361872-07	Putty	36"W x 18"D x 72"H	\$547.95
SOVF41361872-09	Black	36"W x 18"D x 72"H	\$547.95

## Heavy Duty Welded Storage Cabinet

Welded steel construction with powder coat finish. Up to 200 lb. capacity per shelf evenly distributed. Shelves are adjustable in 2" increments. Contemporary recessed handle with secure 3-point locking system. Three sets of hinges on each door. Meets ANSI/BIFMA shelf standards. Shipped assembled, except for lock rod.



### C. Two Adjustable Shelves

			LIST
SOEA2R361842-05	Dove Grey	36"W x 18"D x 42"H	\$501.15
SOEA2R361842-07	Putty	36"W x 18"D x 42"H	\$501.15
SOEA2R361842-09	Black	36"W x 18"D x 42"H	\$501.15


### D. Four Adjustable Shelves

			LIST
SOEA4R361872-05	Dove Grey	36"W x 18"D x 72"H	\$687.75
SOEA4R361872-07	Putty	36"W x 18"D x 72"H	\$687.75
SOEA4R361872-09	Black	36"W x 18"D x 72"H	\$687.75

### E. Four Adjustable Shelves (not shown)

			LIST
SOEA4R362478-05	Dove Grey	36"W x 24"D x 78"H	\$835.50
SOEA4R362478-07	Putty	36"W x 24"D x 78"H	\$835.50
SOEA4R362478-09	Black	36"W x 24"D x 78"H	\$835.50

### Available Finishes:



## Heavy Duty Mobile Storage Cabinet

Welded steel construction with powder coat finish. Up to 230 lbs. capacity per shelf evenly distributed. Four shelves are adjustable in 2" increments. Contemporary recessed handle with secure 3-point locking system. Three sets of hinges on each door. Includes specially designed heavy duty locking caster base for easy mobility. Meets ANSI/BIFMA shelf standards. Shipped assembled, except for lock rod.



### F. Two Adjustable Shelves (not shown)

			LIST
SOTA4R362472-05	Dove Grey	36"W x 24"D x 78"H	\$1,005.20
SOTA4R362472-07	Putty	36"W x 24"D x 78"H	\$1,005.20
SOTA4R362472-09	Black	36"W x 24"D x 78"H	\$1,005.20

### G. Four Adjustable Shelves

			LIST
SOTA4R462472-05	Dove Grey	46"W x 24"D x 78"H	\$1,256.50
SOTA4R462472-07	Putty	46"W x 24"D x 78"H	\$1,256.50
SOTA4R462472-09	Black	46"W x 24"D x 78"H	\$1,256.50

\*Contact your sales representative for more color options



## Steel Storage Cabinets

Storage cabinets made by Steel Cabinets USA are designed for commercial and residential use, produced entirely at their factory in Brownsville, Tennessee. Featuring quality American made steel, powder coat paint and heavy duty cartons. Die cast locking handles engage the brace to secure the doors. Plastic glides elevate the cabinet from the floor making it easier to move.



A.

B.

### A. Adjustable Shelf Storage Cabinet

LIST

SOAAH-36RB	36"W x 18"D x 72"H	<b>\$532.00</b>
SOAAH-36RBMAG1	36"W x 24"D x 72"H	<b>\$636.00</b>

Metal brace is welded in place to strengthen the sides. Each adjustable shelf has a fabricated stiffener for high load bearing capacity.

### B. Fixed Shelf Storage Cabinet

LIST

SOFS-33	33"W X 18"D X 72"H	<b>\$499.00</b>
SOFS-36	36"W X 18"D X 72"H	<b>\$516.00</b>

Reinforced body with maximum carrying capacity for the shelves. Double stiffener on both doors.

### C. Combination Cabinet

LIST

SOAF-361	36"W X 18"D X 72"H	<b>\$705.00</b>
----------	--------------------	-----------------

Multipurpose storage. Ample shelf space for records, supplies and tools. Extended space with rod to hang garments, or use for long cleaning equipment and sporting gear.

### D. Janitorial Cabinet

LIST


SOJ-318	30"W X 18"D X 72"H	<b>\$568.00</b>
---------	--------------------	-----------------

Designed to organize all your cleaning supplies and equipment.



C.

D.



A.

B.

B.

### Metal Storage Cabinet

Easy assembly with locking channels that secure the metal panels together then are locked in position with screws. Available in Black and Putty.

#### A. Storage Cabinet with 4 adjustable shelves

SC723618 36"W x 18"D x 72"H LIST \$689.00  
Modern Locking recessed Handle.

#### B. Storage Cabinet with 2 adjustable shelves

SC423618 36"W X 18"D x 42"H LIST \$419.00  
Modern Locking recessed Handle.



A.



B.

### Classic Laminate Storage

3 mil PVC Tough Edge on all exposed edges. Choice of laminate finishes. Flared pulls for an enhanced look. Core removable locks. Adjustable shelves.



C.



D.



E.

#### A. Storage Cabinet 37.25"H

PL152 35.5"W x 22"D x 37.25"H LIST \$739.00

#### B. Storage Cabinet 29"H

PL113 35.5"W x 22"D x 29"H LIST \$549.00

#### C. Storage Cabinet 66"H

PL151 35.5"W x 22"D x 66"H LIST \$1,220.00

#### D. Storage Cabinet 66"H





PL150 18"W x 24"D x 66"H LIST \$936.00

#### E. Storage Cabinet 65"H

PL207\* 35.5"W x 23.5"D x 65"H LIST \$1,767.00

*This item is only available in Espresso, Newport Grey, Walnut & White only*

Available Finishes: **\*\*Not all items are available in each color finish, Contact your sales representative for details.**





## HL8000 Series Lateral Files

Lateral files by Hirsh Industries. Reinforced base construction.

Heavy-duty, threepiece, precision steel ball bearing slide suspension. Baked enamel finish. Letter or legal filing.

Limited lifetime warranty. Meets or exceeds ANSI-BIFMA standards.

### 2 Drawer with Lock 36" Wide

#### LIST

17450	Putty	36"W x 18.75"D x 28" H	<b>\$799.00</b>
17451	Black	36"W x 18.75"D x 28" H	<b>\$799.00</b>
17452	Light Gray	36"W x 18.75"D x 28" H	<b>\$799.00</b>
17631	Charcoal	36"W x 18.75"D x 28" H	<b>\$799.00</b>

### 3 Drawer with Lock 36" Wide

#### LIST

17633	Putty	36"W x 18.75"D x 40.5" H	<b>\$1,009.00</b>
17634	Black	36"W x 18.75"D x 40.5" H	<b>\$1,009.00</b>
17635	Light Gray	36"W x 18.75"D x 40.5" H	<b>\$1,009.00</b>
17636	Charcoal	36"W x 18.75"D x 40.5" H	<b>\$1,009.00</b>

### 4 Drawer with Lock 36" Wide

#### LIST


17453	Putty	36"W x 18.75"D x 52.5"H	<b>\$1,199.00</b>
17454	Black	36"W x 18.75"D x 52.5"H	<b>\$1,199.00</b>
17455	Light Gray	36"W x 18.75"D x 52.5"H	<b>\$1,199.00</b>
17632	Charcoal	36"W x 18.75"D x 52.5"H	<b>\$1,199.00</b>

### 5 Drawer with Lock 36" Wide

#### LIST

17638	Putty	36"W x 18.75"D x 68"H	<b>\$1,659.00</b>
17639	Black	36"W x 18.75"D x 68"H	<b>\$1,659.00</b>
17640	Light Gray	36"W x 18.75"D x 68"H	<b>\$1,659.00</b>
17641	Charcoal	36"W x 18.75"D x 68"H	<b>\$1,659.00</b>

#### Available Finishes:



### 2 Drawer with Lock 42" Wide

#### LIST

17456	Putty	42"W x 18.75"D x 28"H	<b>\$839.00</b>
17457	Black	42"W x 18.75"D x 28"H	<b>\$839.00</b>
17458	Light Gray	42"W x 18.75"D x 28"H	<b>\$839.00</b>
17642	Charcoal	42"W x 18.75"D x 28"H	<b>\$839.00</b>

### 3 Drawer with Lock 42" Wide

#### LIST

17643	Putty	42"W x 18.75"D x 40.5"H	<b>\$1,069.00</b>
17644	Black	42"W x 18.75"D x 40.5"H	<b>\$1,069.00</b>
17645	Light Gray	42"W x 18.75"D x 40.5"H	<b>\$1,069.00</b>
17646	Charcoal	42"W x 18.75"D x 40.5"H	<b>\$1,069.00</b>

### 4 Drawer with Lock 42" Wide

#### LIST

17459	Putty	42"W x 18.75"D x 52.5"H	<b>\$1,265.00</b>
17460	Black	42"W x 18.75"D x 52.5"H	<b>\$1,265.00</b>
17461	Light Gray	42"W x 18.75"D x 52.5"H	<b>\$1,265.00</b>
17647	Charcoal	42"W x 18.75"D x 52.5"H	<b>\$1,265.00</b>

### 5 Drawer with Lock 42" Wide

#### LIST

17648	Putty	42"W x 18.75"D x 68"H	<b>\$1,749.00</b>
17649	Black	42"W x 18.75"D x 68"H	<b>\$1,749.00</b>
17650	Light Gray	42"W x 18.75"D x 68"H	<b>\$1,749.00</b>
17651	Charcoal	42"W x 18.75"D x 68"H	<b>\$1,749.00</b>

## Classic Laminate Lateral Files

3 mil PVC Tough Edge on all exposed edges. Choice of laminate finishes. Top quality Steel Ball Bearing Drawer Slides. Flared drawer pulls for an enhanced look. Core removable locks. Accommodates letter and legal files.

### ▼ 2-Drawer Lateral File 29”H with removable Top

**PL112**  
**List \$896**

*Overall Dimensions*  
35.5”W x 22”D x 29”H



### ▼ 4-Drawer Lateral File 54.5”H

**PL184**  
**List \$2,547**

*Overall Dimensions*  
35.5”W x 22”D x 54.5”H



### ▼ 3-Drawer Lateral File 42”H with removable Top

**PL183**  
**List \$2,079**

*Overall Dimensions*  
35.5”W x 22”D x 42”H



### ◀ Combo Lateral File





**PL114**  
**List \$994**

*Overall Dimensions*  
31”W x 22”D x 29”H



*\* Lateral Files should be used with hanging file folders. Not intended for storage.*

Available Finishes: \*\* Aspen, White & Maple is only available on the PL112 & PL114



## Bookcases

Performance Heavy Duty Bookcases feature commercial grade, laminated shelving and matching finished solid backs for heavy duty use.

### 30”H Bookcase (1 Adjustable, 1 Fixed Shelves) LIST

PL154 32”W x 14”D x 30”H **\$257.00**

### 48”H Bookcase (3 Adjustable, 1 Fixed Shelves) LIST

PL155 32”W x 14”D x 48”H **\$335.00**

### 71”H Bookcase (4 Adjustable, 2 Fixed Shelves) LIST

PL156 32”W x 14”D x 71”H **\$481.00**

### Extras LIST

PL156SHELF Extra shelf **\$62**  
PLBCDK Bookcase door kit with Lock **\$177**  
32”W x 28”H List



**NEW** 30”H Bookcase – 36”W (1 Adjustable, 1 Fixed Shelves) LIST

PL164 36”W x 14”D x 30”H **\$349.00**

30”H Corner Bookcase (1 Adjustable Shelf) LIST

PL160 24”W x 24”D x 30”H **\$505.00**

**NEW** 66”H Bookcase – 36”W (3 Adjustable, 1 Fixed Shelves) LIST

PL168 36”W x 14”D 66”H **\$659.00**

36”H Corner Bookcase (2 Adjustable, 1 Fixed Shelves) LIST

PL161 15”W x 15”D x 36”H **\$364.00**




**NEW** 66”H Corner Bookcase (3 Adjustable, 1 Fixed Shelves) LIST

PL162 15”W x 15”D x 66”H **\$467.00**

Note: 1” Thick top, end panels & shelves

\*Performance Heavy Duty Bookcases feature commercial grade, laminated shelving and matching finished solid backs for heavy duty use.

Available Finishes: \*\*PL160, PL161 & PL162 is not available in the white finish.



## Sandusky Metal Bookcases

Fully adjustable shelves adjust on 1" centers plus raised bottom shelf. Welded steel construction. Powder coat finish. Shipped assembled. Greenguard Certified.



9 custom color finishes available by Special Order. Call for Pricing.



### 2 Shelf Bookcase (1 Adjustable Shelf)

		LIST
SOBA10 341230	34.5"W x 13"D x 30"H	\$228.60
SOBA10 361830	36"W x 18"D x 30"H	\$305.95

### 3 Shelf Bookcase (2 Adjustable Shelves)

		LIST
SOBA20 341242	34.5"W x 13"D x 42"H	\$279.50
SOBA20 361842	36"W x 18"D x 42"H	\$365.15
SOBA20 461842	46"W x 18"D x 42"H	\$542.60

### 4 Shelf Bookcase (3 Adjustable Shelves)

		LIST
SOBA30 341252	34.5"W x 13"D x 52"H	\$323.00
SOBA30 361852	36"W x 18"D x 52"H	\$422.60
SOBA30 341260	34.5"W x 13"D x 60"H	\$356.00


### 5 Shelf Bookcase (4 Adjustable Shelves)

		LIST
SOBA40 341272	34.5"W x 13"D x 72"H	\$395.85
SOBA40 361872	36"W x 18"D x 72"H	\$491.10
SOBA40 461872	46"W x 18"D x 72"H	\$683.65

### 6 Shelf Bookcase (5 Adjustable Shelves)

		LIST
SOBA50 341282	34.5"W x 13"D x 82"H	\$486.00
SOBA50 361884	36"W x 18"D x 84"H	\$605.15

#### Available Finishes:





### Fire Files

High-side drawer bodies. Full suspension file drawers. Insulation between all drawers. Field-replaceable panels. Exclusive powder-coated finish. Insulation is oven-dried and reinforced with welded wire. Limited Lifetime Warranty and free after-fire replacement



#### 31" Deep Standard 4-Drawer Vertical Files UL Class 350 1-Hour (Classic Series)

			LIST
SO41831C PA	Parchment/Letter-Size	17.75"W x 31"D x 52.75"H	\$4,825.00
SO41831C BL	Black/Letter-Size	17.75"W x 31"D x 52.75"H	\$4,825.00
SO42131C PA	Parchment/Legal-Size	20"W x 31"D x 52.75"H	\$4,954.00
SO42131C BL	Black/Legal-Size	20"W x 31"D x 52.75"H	\$4,954.00

#### 25" Deep Standard Vertical Files 4-Drawer UL Class 350 1-Hour (Classic Series)

			LIST
SO41825C PA	Parchment/Letter-Size	17.75"W x 25"D x 52.75"H	\$3,983.00
SO41825C BL	Black/Letter-Size	17.75"W x 25"D x 52.75"H	\$3,983.00
SO42125C PA	Parchment/Legal-Size	20"W x 25"D x 52.75"H	\$4,050.00
SO42125C BL	Black/Legal-Size	20"W x 25"D x 52.75"H	\$4,050.00

Available Finishes:

Parchment

Black

### Patriot Files — American Made

Economically priced for today's economy yet features FireKing's signature integrity and high quality, and has been awarded the prestigious UL class 350° one hour fire rating. Features cam key lock, recessed handles, powder coat finish.

#### 4-Drawer

			LIST
SO4P1831C PA	Parchment/Letter-Size	17"W x 31"D x 52.75"H	\$3,079.00
SO4P1831C BL	Black/Letter-Size	17"W x 31"D x 52.75"H	\$3,079.00
SO4P2131C PA	Parchment/Legal-Size	20"W x 31"D x 52.75"H	\$3,250.00
SO4P2131C BL	Black/Legal-Size	20"W x 31"D x 52.75"H	\$3,250.00

#### 2-Drawer

			LIST
SO2P1831C PA	Parchment/Letter-Size	17"W x 31"D x 27.75"H	\$1,988.00
SO2P1831C BL	Black/Letter-Size	17"W x 31"D x 27.75"H	\$1,988.00
SO2P2131C PA	Parchment/Legal-Size	20.75"W x 31"D x 27.75"H	\$2,131.00
SO2P2131C BL	Black/Legal-Size	20.75"W x 31"D x 27.75"H	\$2,131.00



### Fire Proof Lateral Files — American Made

FireKing's lateral files offer you all the features of the vertical files in a sleek design. They are fully equipped to handle both letter and legal hanging files—no additional frames are required. They are available in 2, 3, and 4 drawer sizes, with a U.L.-listed Medeco key lock. Peace of mind that fits your office and your sense of style. These lateral files are available on an express ship basis in a broad spectrum of powder coated colors with a short lead time.



#### Lateral Files - U.L. Class 350 One-Hour

		LIST
SO4-4422-C	4 Drawer - 44"W	\$8,987.00
SO4-3822-C	4 Drawer - 38"W	\$7,478.00
SO3-4422-C	3 Drawer - 44"W	\$7,832.00
SO3-3822-C	3 Drawer - 38"W	\$6,794.00
SO2-4422-C	2 Drawer - 44"W	\$5,565.00
SO2-3822-C	2 Drawer - 38"W	\$5,133.00

## Welded Steel Colored Lockers

These designer steel lockers are built to last and feature cool colors that kids and teens will love. Great for storing school supplies, books, backpacks, clothes, shoes, and much more.

All lockers are Greenguard Certified. Durable welded steel construction with powder coat finish. Louvered vents on doors for proper air ventilation. Recessed handle with finger-lift latch; 5-tier has friction catch door pull with steel hasp; all lockers accommodate a padlock (not included). All lockers include a number plate for each door; additional number plate sets can be ordered. Single tier 48" and 66"H locker includes top shelf, two side hooks and center hook; single tier 24"H, double and triple tier lockers include two side hooks per opening. 24"H can be stacked on top of one another or single stacked on top of 48"H locker. Shipped assembled (except for handle, hooks, and number plate).



### Available Finishes:



▲ New Recessed Handle



▲ New Steel Hasp

Locker Type	Model	Dimensions	Unit Cube	LIST Price
Single Tier	SOLF1B151524	15"W x 15"D x 24"H	2.7	\$180.90
Single Tier	SOLF1B151548	15"W x 15"D x 48"H	5.0	\$241.25
Single Tier	SOLF1B151866	15"W x 18"D x 66"H	10.3	\$328.10
Double Tier	SOLF2B151866	15"W x 18"D x 66"H	10.3	\$342.90
Triple Tier	SOLF3B151866	15"W x 18"D x 66"H	10.3	\$375.35
Five Tier	SOLF5H151866	15"W x 18"D x 66"H	10.3	\$414.60





## Huxley Storage System

Design a workspace with plenty of storage to keep equipment and supplies neat and organized. The Huxley™ Storage System features bin units and doored units that combine to create a modular, flexible storage system ideal for the education and business markets. Pull-out bins allow users to transport the tools they need to their workspace.



### Replacement Bins

Bin sizes are interchangeable, two 3" bins replace one 6" bins.

MODEL #	DESCRIPTION	DIMENSIONS	LIST
SO22612	Packs of Two Blue 6" Bins	12.25"W x 16.75"D x 6"H	\$70.00
SO22610	Packs of Two Clear 6" Bins	12.25"W x 16.75"D x 6"H	\$70.00
SO22473	Packs of Two Graphite 6" Bins	12.25"W x 16.75"D x 6"H	\$70.00
SO23339	Packs of Four Blue 3" Bins	12.25"W x 16.75"D x 3"H	\$85.00
SO23338	Packs of Four Clear 3" Bins	12.25"W x 16.75"D x 3"H	\$85.00
SO23340	Packs of Four Graphite 3" Bins	12.25"W x 16.75"D x 3"H	\$85.00



### Bin Bench—Legs


Includes 2 6" bins and 2 3" bins; four industrial risers keep cabinet off the ground.

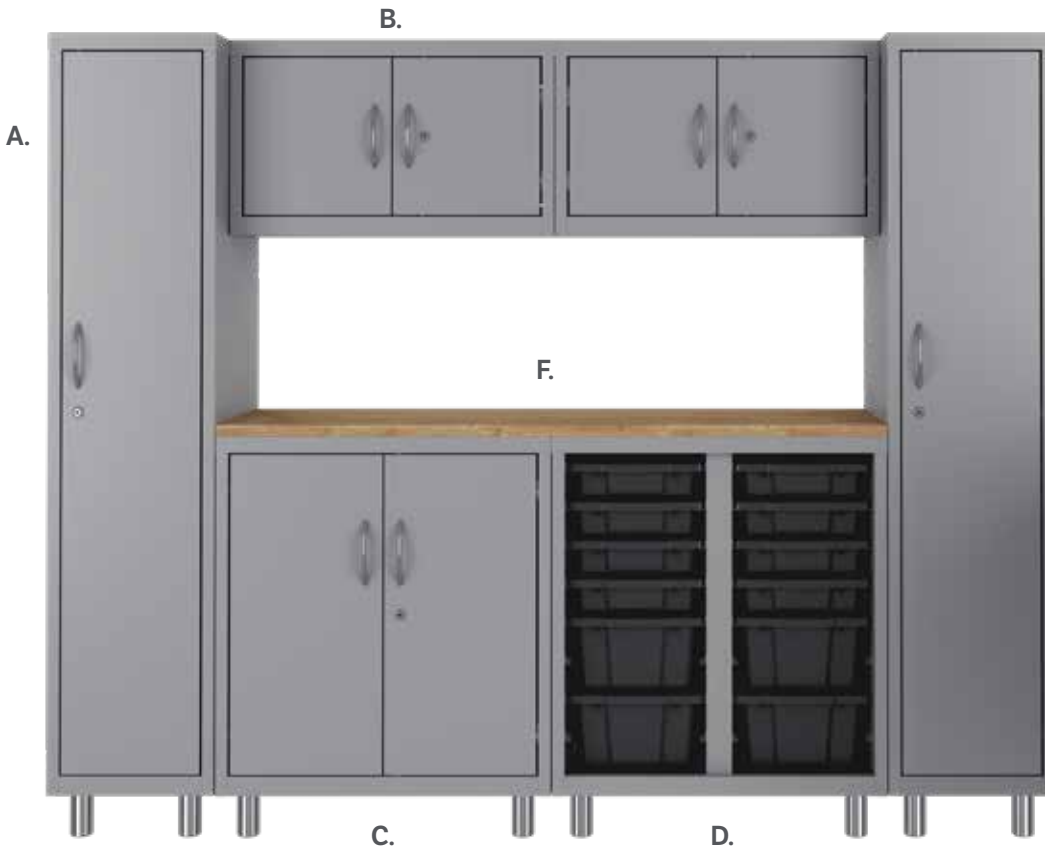
MODEL #	DESCRIPTION	DIMENSIONS	LIST
Call for Model Number and color options	Bin Bench—Legs	15" W x 18" D x 36" H	\$485.00

### Hanging Bin Kit

Bin sizes are interchangeable; uses 3" bins or 6" bins.

MODEL #	DESCRIPTION	DIMENSIONS	LIST
SO22973	Blue Hanging Bin Kit with 1" Risers	12.5" W x 18" D x 4.375" H	\$120.00
SO22974	Clear Hanging Bin Kit with 1" Risers	12.5" W x 18" D x 4.375" H	\$120.00
SO22975	Clear Hanging Bin Kit with 2" Risers	12.5" W x 18" D x 5.25" H	\$120.00





### A. Tall Storage Locker

Includes 4 adjustable shelves; locking door with European hinges.

MODEL #	DIMENSIONS	LIST
SO22255	15"W x 18"D x 72"H	\$725.00

### B. Wall Mount Upper Cabinet

Includes one adjustable shelf; locking door with European hinges; bridge one or two between tall lockers with no need to mount to wall; includes wall mounting hardware.

MODEL #	DIMENSIONS	LIST
SO22275	30"W x 13"D x 18"H	\$348.00

### C. Storage Cabinet

Includes two adjustable shelves; locking door with European hinges.

MODEL #	DIMENSIONS	LIST
SO22259	30"W x 18"D x 36"H	\$625.00

### D. Bin Storage Cabinet - Legs

Compatible with up to 8 6" bins or 16 3" bins; four industrial risers keep cabinet off the ground.

MODEL #	DIMENSIONS	LIST
Call for Model Number and color options	30"W x 18"D x 36"H	\$800.00

### E. Bin Storage Cabinet - Mobile

Compatible with up to 8-6" bins or 16-3" bins; four industrial casters provide mobility.

MODEL #	DIMENSIONS	LIST
Call for Model Number and color options	30"W x 18"D x 36"H	\$825.00

### F. Work Surfaces

MODEL #	DIMENSIONS	LIST
Natural: SO22827	60"W x 18"D x 1"H	\$290.00
*Weathered Charcoal: SO22979	60"W x 18"D x 1"H	\$275.00
Natural: SO22826	30"W x 18"D x 1"H	\$160.00


### G. Bin Tower Mobile

Compatible with up to 4-6" bins or 8-3" bins; four industrial casters provide mobility.


MODEL #	DIMENSIONS	LIST
Call for Model Number and color options	15"W x 18"D x 36"H	\$495.00

## FINISHES:

### Cabinet Finishes:



### Bin Finishes:



### Worksurface Finishes:



\*Available only for the 60"W x 18"D Work Surface



A storage solution for every customer. Quality built since 1962.

Lockers

Shop Equipment

Workbenches

Bookcases

Shelving

Cabinets

Filing






# ACCESSORIES

Whiteboards, floormats,  
power centers and more.

Don't forget your accessories—we have everything for your office needs.



### ITEM C. Visionary® Magnetic Glass Dry Erase Whiteboard Color Options.



#### Standard Features

- Compatible with any dry/wet-erase marker, grease pen, etc. Easily cleans without ghosting or staining. Accepts rare earth magnets.
- Simple and sturdy mounting devices are padded to protect surface.
- Includes aluminum accessory tray, set of magnets, and eraser. Optional glass accessory tray available separately.
- Fifty year limited warranty. Has achieved GREENGUARD GOLD Certification.

	Guarantee	Writability	Erasability	Magnetic
Porcelain	50 Year	★★★★★	★★★★★	✓
Dura-Rite®	20 Year	★★★★	★★★★	
Visionary®	50 Year	★★★★★	★★★★★	✓

A. VISIONARY® MAGNETIC GLASS DRY ERASE WHITEBOARD				
SO 83843	Gloss White	3'W x 2'H	19 lbs	\$156.53
83844	Gloss White	4'W x 3'H	42 lbs	\$320.35
83845	Gloss White	6'W x 4'H	79 lbs	\$666.18
83846	Gloss White	8'W x 4'H	104 lbs	\$848.20
GBM1769	Glass Board	69"W x 17"H	23 lbs	\$339.00
GBM3648	Glass Board	48"W x 36"H	42 lbs	\$320.00
B. VISIONARY® BLACK MAGNETIC GLASS DRY ERASE BOARD				
SO 84061	Gloss Black	3'W x 2'H	19 lbs	\$241.48
SO 84062	Gloss Black	4'W x 3'H	42 lbs	\$411.36
SO 84064	Gloss Black	6'W x 4'H	79 lbs	\$666.18
SO 84065	Gloss Black	8'W x 4'H	104 lbs	\$848.20
C. VISIONARY® HIERARCHY MAGNETIC GLASS DRY ERASE BOARD				
SO 83844-H	Specify Color	4'W x 3'H	42 lbs	\$345.00
SO 83845-H	Specify Color	6'W x 4'H	79 lbs	\$719.74
SO 83846-H	Specify Color	8'W x 4'H	104 lbs	\$916.03
D. GLASS ACCESSORY TRAY				
572	Clear	12"W x 1"H x 4"D	2 lbs	\$51.24

**A. Visionary® Magnetic Glass Dry Erase Whiteboard** – Modernize your space with a functional and contemporary image. Visionary boards provide the best of a quality whiteboard with smart style. Borderless and seamless, in glossy white. Tempered safety glass ideal for use in any environment. Accepts rare earth magnets.

**B. Visionary® Black Magnetic Glass Dry Erase Whiteboard** – Ultra durable gloss black glass magnetic markerboard is a contemporary communication tool providing the highest quality writing and erasing experience. Tempered safety glass for use in any environment. Accepts rare earth magnets.

**C. Visionary® Hierarchy Magnetic Glass Dry Erase Whiteboard** – Smooth and cool gloss magnetic glass now available in a variety of colors to match your environment. Please specify color when ordering: red (HRED), orange (HORG), yellow (HYLW), green (HGRN), blue (HBLU), or navy (HNVY). Tempered safety glass for use in any environment. Accepts rare earth magnets.

**D. Glass Accessory Tray** – The ideal stylish accessory for any of the Visionary® magnetic glass boards. Made with clear glass, the tray mounts wherever it is needed.



**A. Visionary® Move Mobile Magnetic Glass Board** – Get up to twice the functional space of a wall-mounted board. Ultra durable double-sided glass magnetic markerboard is a contemporary communication tool providing the highest quality writing and erasing experience. Accepts rare earth magnets. Available in white or black.

**B. Visionary® Move Colors** – Featuring a powder-coated white steel frame, this mobile board has all the qualities of the original, but is available in 10 color options, including low iron white for truer white coloration.

**C. Visionary® Curve Mobile Magnetic Glass Board** – Panel is beautiful and modern doublesided magnetic glass, giving you style as well as a surface that provides unmatched writability and erases without ghosting. Tempered safety glass surface measures 43.9”H x 30.6”W and accepts rare earth magnets. Frame and trim are made with silver powdercoated steel for superior durability.

**D. Visionary® Curve Colors** – Featuring a powder-coated white steel frame, this mobile board has all the qualities of the original, but is available in eight color options, including low iron white for truer white coloration. Surface measures 47.2”H x 35.4”W.

**E. Hierarchy Grow & Roll Mobile Glass Board** – Ideal for use in collaborative learning environments, the dual-sided magnetic glass markerboard allows for multiple users, while the floor to stand surface maximizes use. Moves easily wherever you want it! Available in 10 color options, including low iron white for a purer white coloration.

#### A. VISIONARY® MOVE MOBILE MAGNETIC GLASS BOARD

SO74950	White	38”W x 72”H	156 lbs	\$1,069.04
SO74951	White	73”W x 72”H	360 lbs	\$1,693.97
SO74950B	Black	38”W x 72”H	156 lbs	\$1,069.04
SO74951B	Black	73”W x 72”H	360 lbs	\$1,693.07

#### B. VISIONARY® MOVE COLORS

SO74965XXXX	Specify Color	38”W x 72”H	156 lbs	\$1,119.25
SO74973XXXX	Specify Color	73”W x 72”H	360 lbs	\$1,801.23
SO74965WHT	Low Iron White	38”W x 72”H	156 lbs	\$1,633.04
SO74973WHT	Low Iron White	73”W x 72”H	360 lbs	\$2,658.24

#### C. VISIONARY® CURVE MOBILE MAGNETIC GLASS BOARD

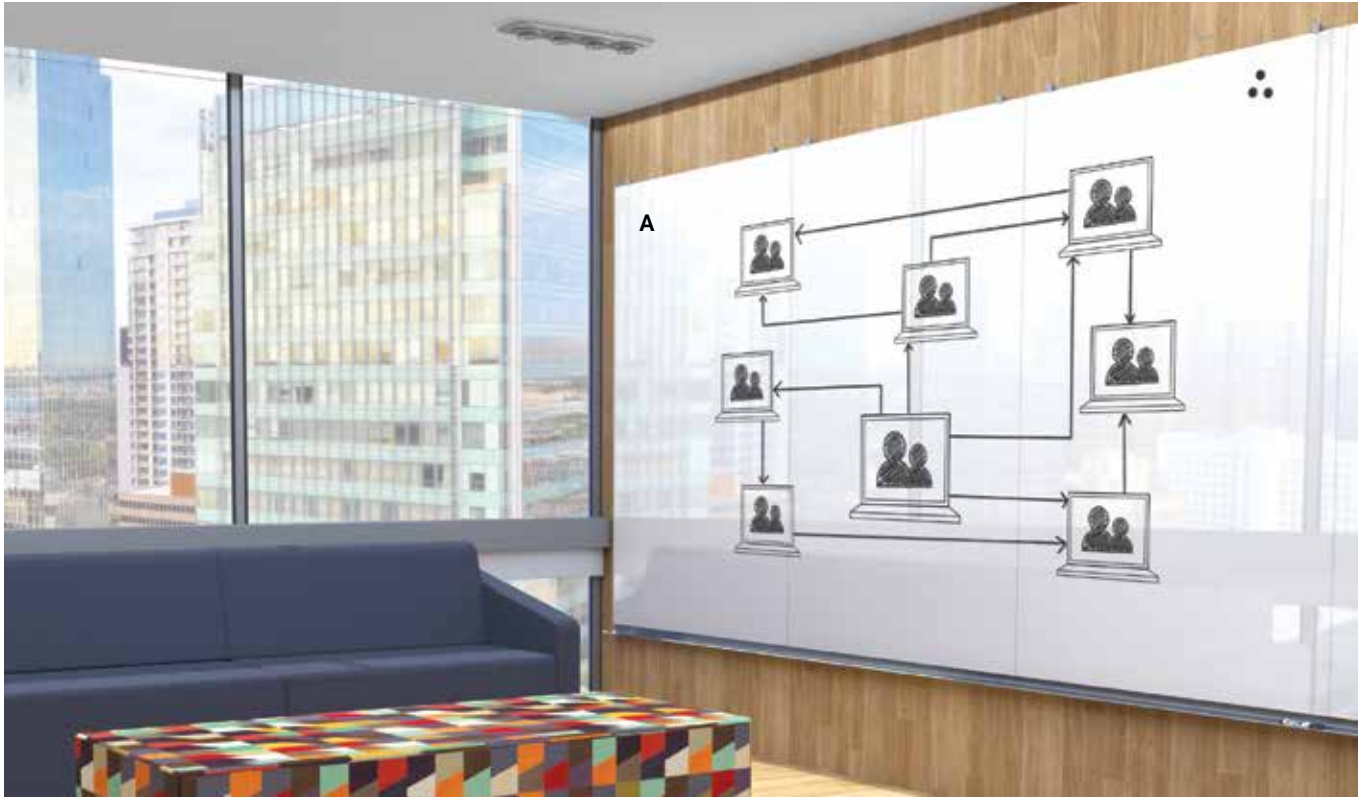
SO74955	White	41”W x 72”H	95 lbs	\$1,003.36
---------	-------	-------------	--------	------------

#### D. VISIONARY® CURVE COLORS

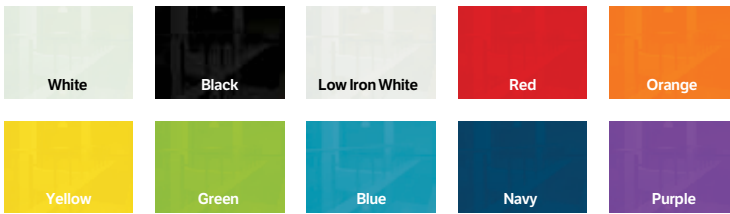
SO74957XXXX	Specify Color	36”W x 69”H	144 lbs	\$1,003.36
SO74957WHT	Low Iron White	36”W x 69”H	144 lbs	\$1,563.68

#### E. HIERARCHY GROW & ROLL MOBILE GLASS BOARD

SO84425XXXX	Specify Color	4”H x 3”W	150 lbs	\$1,131.97
SO84425WHT	Low Iron White	6”H x 4”W	150 lbs	\$1,327.44
SO84426XXXX	Specify Color	6”H x 4”W	350 lbs	\$1,763.49
SO84426WHT	Low Iron White	6”H x 4”W	350 lbs	\$1,983.17



ITEM A. Rapport Glass Wall Color Options.



A. RAPPORT GLASS WALL					
SOGWA406GLOSSWHITE	White	6'W x 4'H	79 lbs	\$801.00	
SOGWA406COLOR	Specify Color	6'W x 4'H	79 lbs	\$1059.00	
SOGWA406WHITE	Low Iron White	6'W x 4'H	79 lbs	\$1500.00	
SOGWA408GLOSSWHITE	White	8'W x 4'H	104 lbs	\$935.00	
SOGWA408COLOR	Specify Color	8'W x 4'H	104 lbs	\$1238.00	
SOGWA408WHITE	Low Iron White	8'W x 4'H	104 lbs	\$1859.00	
SOGWA412GLOSSWHITE	White	12'W x 4'H	170 lbs	\$1468.00	
SOGWA412COLOR	Specify Color	12'W x 4'H	170 lbs	\$1950.00	
SOGWA412WHITE	Low Iron White	12'W x 4'H	170 lbs	\$2778.00	
SOGWA416GLOSSWHITE	White	16'W x 4'H	224 lbs	\$1738.00	
SOGWA416COLOR	Specify Color	16'W x 4'H	224 lbs	\$2311.00	
SOGWA416WHITE	Low Iron White	16'W x 4'H	224 lbs	\$3500.00	

B. MAGNE-RITE WHITEBOARD					
SO219PB	White	3'W x 2'H	15 lbs	\$145.95	
SO219PC	White	4'W x 3'H	24 lbs	\$273.39	
SO219PD	White	4'W x 4'H	60 lbs	\$299.39	
SO219PG	White	6'W x 4'H	69 lbs	\$481.61	
SO219PH	White	8'W x 4'H	88 lbs	\$620.43	



C. TUF-RITE™ WHITEBOARD					
SO2H1NB	White	3'W x 2'H	12 lbs	\$62.49	
SO2H1NC	White	4'W x 3'H	22 lbs	\$101.13	
SO2H1NG	White	6'W x 4'H	62 lbs	\$238.61	
SO2H1NH	White	8'W x 4'H	77 lbs	\$321.56	



**A. Rapport Glass Wall** – Modernize your walls with functional glass whiteboard, ideal for communication, collaboration, and creativity. Create a room-sized presentation surface. Steel-backed tempered safety glass accepts rare earth magnets. Available in 10 colors, including low iron white for purer white coloration.

**B. Magne-Rite Whiteboard** – Double-coated powder-coated magnetic steel surface enhances quality and durability. Rounded anodized aluminum Presidential Trim includes matching magnetic accessory tray. Ten year limited warranty.

**C. TuF-Rite™ Whiteboard** – A step up from standard melamine board surfaces, TuF-Rite features a thermal fused dry erase surface that improves erasability and lasts up to three times as long. Trim includes protective aluminum corners on the top, and a full-length accessory tray with protective plastic end caps.



**A. D.O.C. Mobile Board & Room Divider** – Versatile and multifunctional D.O.C. allows you to divide, organize, and customize a work or display area however you choose. Available in porcelain steel or Dura-Rite HPL whiteboard.

**B. Platinum Mobile Reversible Board** – Mobile boards are double-sided and available in porcelain steel or Dura-Rite HPL dry erase markerboard. Panel is trimmed with modern anodized aluminum, rotates 360° on a pivot hinge, and locks into place with the turn of a knob. Full length accessory tray with perforated panel for style and stability.

**A. D.O.C. MOBILE BOARD & ROOM DIVIDER**

SO661ADDD	Porcelain Steel	4'W x 6'H	120 lbs	\$907.39
SO661ADHH	Dura-Rite®	4'W x 6'H	100 lbs	\$692.60
SO661AGDD	Porcelain Steel	6'W x 6'H	180 lbs	\$1250.02
SO661AGHH	Dura-Rite®	6'W x 6'H	160 lbs	\$867.27

**B. PLATINUM MOBILE REVERSIBLE BOARD**

SO669RUDD	Porcelain Steel	38"W x 78"H	66 lbs	\$906.99
SO669RUHH	Dura-Rite®	38"W x 78"H	56 lbs	\$741.09
SO669RGDD	Porcelain Steel	80"W x 78"H	147 lbs	\$1398.52
SO669RGHH	Dura-Rite®	80"W x 78"H	104 lbs	\$1057.73





By **E·S·ROBBINS**

## Dimensions® Squared Chair Mat for Medium Pile Carpet

- Style and innovation combine to create the NEW Dimensions chair mat collection featuring a unique Concentric Square pattern that dramatically enhances interior environments
- Glide effortlessly across the clear smooth surface
- Unique base is engineered with ridges and micro cleats to securely position mat in place
- Protects medium pile carpet up to 3/4" thick including padding
- Straight edge
- Limited Lifetime "No Crack Mat" Warranty



Micro Cleats



MODEL NO.	DESCRIPTION	LIST
ESR SO 162065	46"W x 48"D with No Lip	\$129.27



## Dimensions® Linear ChairMat for Medium Pile Carpet



- Patented linear pattern
- Smooth clear surface
- Linear ridges with micro cleats to securely position mat in place
- Protects medium pile carpet up to 3/4" thick including padding
- Straight edge
- Limited Lifetime "No Crack Mat" Warranty

MODEL NO.	DESCRIPTION	LIST
ESR 162005	36"W x 48"D with 20" x 10" Lip	\$96.30
ESR 162011	45"W x 53"D with 25" x 12" Lip	\$107.75
ESR 162008	36"W x 48"D, Rectangle	\$117.00
ESR 162014	45"W x 53"D, Rectangle	\$125.50
ESR 162017	46"W x 60"D, Rectangle	\$162.00

## EverLife® Workstation Chair Mat



- Large rolling surface for maximum mobility
- Ideal for corner and "L" shaped workstations
- Carpet Workstations features AnchorBar. chair mat cleat system - easy to handle with no sharp points

### Medium Pile Carpet Workstation Mat

Protects Carpet up to 3/4" (including padding)


Limited Lifetime "No Crack Mat" Warranty

MODEL NO.	DESCRIPTION	LIST
ESR SO 122775	66"W x 60"D, Carpet Workstation	\$191.26

### Hard Floor Workstation Mat

Limited Lifetime "No Crack Mat" Warranty

MODEL NO.	DESCRIPTION	LIST
ESR SO 132775	66"W x 60"D, Hard Floor Workstation	\$176.95



Available for Hard Floors



Many other sizes are available. Contact your sales representative for details.



By **E·S·ROBBINS**

## EverLife® Chair Mats

- For Carpet or Hard Floors
- Carpet mats feature AnchorBar® chair mat – cleat system easy to handle; no sharp points
- Phthalate Free and Cadmium Free
- Limited Lifetime “No Crack Mat” Warranty\*\*

Anchorbar®



MODEL NO.	DESCRIPTION	LIST
-----------	-------------	------

### Flat Pile Mat - Protects Carpet up to 1/8" Thick, No Padding

ESR SO 121826**	36"W x 48"D with 20"W x 10"D Lip, straight edge	\$53.64
-----------------	---	---------

### Flat to Low Pile Mat - Protects Carpet up to 1/4" Thick Including Padding

ESR SO 120023	36"W x 48"D with 20"W x 10"D Lip, straight edge	\$62.09
ESR SO 120123	45"W x 53"D with 25"W x 12"D Lip, straight edge	\$75.24
ESR SO 120321	46"W x 60"D, Rectangle, straight edge	\$112.63

### Low Pile Mat - Protects Carpet up to 3/8" Thick Including Padding

ESR 128073	36"W x 48"D with 20"W x 10"D Lip, ramped edge	\$69.25
ESR 128173	45"W x 53"D with 25"W x 12"D Lip, ramped edge	\$78.43
ESR 128373	46"W x 60"D with 25"W x 12"D Lip, ramped edge	\$112.83
ESR 128371	46"W x 60"D, Rectangle, ramped edge	\$116.09

### Medium Pile Mat - Protects Carpet up to 3/4" Thick Including Padding

ESR 122173	45"W x 53"D with 25"W x 12"D Lip, ramped edge	\$93.70
ESR 122373	46"W x 60"D with 25"W x 12"D Lip, ramped edge	\$132.98
ESR 122071	36"W x 48"D, Rectangle, ramped edge	\$101.83
ESR 122171	45"W x 53"D, Rectangle, ramped edge	\$123.72
ESR 122371	46"W x 60"D, Rectangle, ramped edge	\$141.74

### Hard Floor Mat For Light Use

ESR SO 131823**	45"W x 53"D with 25"W x 12"D Lip, straight edge	\$72.00
ESR SO 131826**	46"W x 60"D, Rectangle, straight edge	\$99.81

\*\*Items ESR 121826, ESR 131823 and ESR 131826 have a one-year limited warranty



## Sit or Stand Mat®

- Dual purpose mat for sit-or-stand desks
- Roll with ease on the chair mat; stand in comfort on foam cushion
- Innovative hinge folds for cushion, unfolds to full size chair mat
- Hard floor mat protects wood floors, laminate, tile and other hard floor surfaces
- Carpet mat with AnchorMat® cleats protects carpets up to 3/8" thick (including padding)
- Manufacturer's 1-year limited “No Crack Mat” Warranty

AnchorMat for Carpet

### Hard Floor

MODEL NO.	DESCRIPTION	LIST
ESR184612	36"W x 53"D with 20"W x 18" Lip, straight edge	\$159.00

### Carpet


MODEL NO.	DESCRIPTION	LIST
ESR SO 184619	36"W x 53"D with 20"W x 18" Lip, straight edge	\$159.00

## Feel Good® Anti-Fatigue Matting for Carpet & HardFloor

- Raised dome surface provides fatigue relief and non-slip surface
- Tapered edges and rounded corners help eliminate trip hazard. 24"x36" mat features rounded corners and molded edges.
- For dry areas only: stand up desks, cashier stations, indoor entryways, assembly stations or service counters
- Grease proof
- Limited two-year warranty

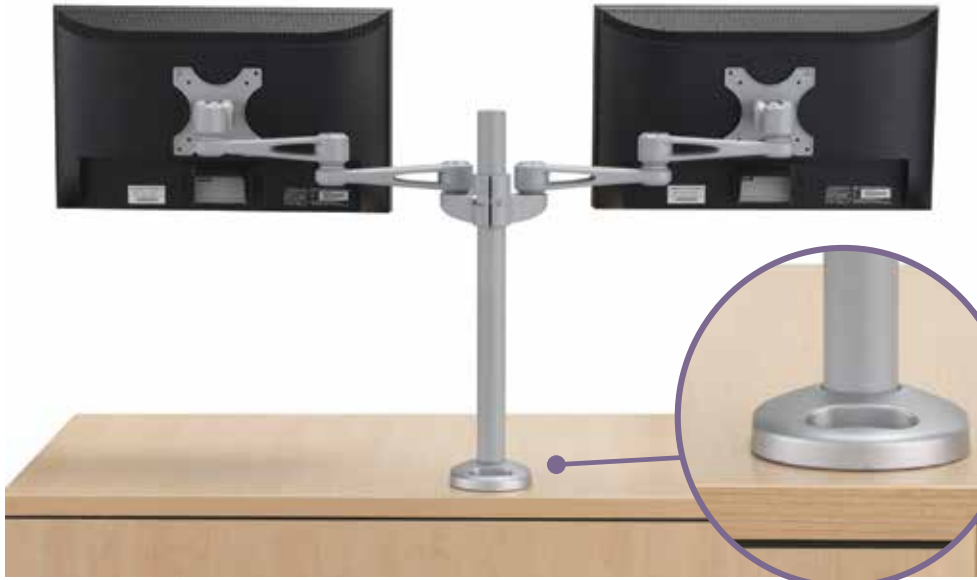
Fatigue Relief & Non-Slip Surface

Waffle Base Grips Floor



MODEL NO.	DESCRIPTION	LIST
ESR SO 184552	24"W x 36"D, Mat	\$99.99
ESR SO 184543	35"W x 60"D, Runner	\$160.00
ESR SO 184545	35"W x 120"D, Runner	\$268.00
ESR SO 184547	35"W x 240"D, Runner	\$500.00


Many other sizes are available. Contact your sales representative for details.



◀ **Dual Monitor Arm**  
**627GS SIL**  
**List \$505**

Features adjustable tilt and height. Holds two monitors weighing up to 13 lbs each. Clamps on to worksurface or mounts in grommet hole. Silver finish.

*\*Will not accomodate monitors larger than 28" each*



▶ **Single Monitor Arm**  
**227GSSIL**  
**List \$398**

Features adjustable tilt and height. Holds up to a 27" monitor weighing up to 22 lbs. Clamps on to worksurface or mounts in grommet hole. Silver finish.



◀ **Sit/Stand Desk Riser for Monitor/ Laptop & Keyboard**  
**BDR2235 BLK**  
**List \$549**

**Overall dimensions:**  
35"W x 22"D

Quick-Release, Removable Keyboard Tray:  
*Easy one-step attachment and release give you the option to use the desk riser with or without the keyboard tray.*

Vertical Up & Down Movements:  
*Saving valuable space in your workstation.*

Stepless Height Settings:  
*Adjust the height freely to a level that perfectly suits you.*

Simple One-Step Assembly:  
*No additional installation needed.*

Easy touch height adjustment by cylinder; 33lb load capacity





### Complete Keyboard Systems

*This complete system features our finest low profile mechanism that allows the tray to swivel, tilt (positive 15° and negative 15°), change height and retract out of the way under the worksurface. Complete with a comfort wristrest and mouse surface that will attach to either side.*

- ▲ **A. Deluxe Keyboard Tray with Adjustable Mouse Surface and Padded Wrist rest**  
EZ0021  
List \$219



B.



C.



D.

- ▲ **B. Deluxe Keyboard Tray with adjustable Mouse Surface and Padded Wrist rest with Extended Arm Mechanism.**  
EZ0021SL  
List \$299

- ▲ **C. Premium Extra Wide 28" Pull-out Keyboard Tray with Wrist Rest**  
EZ0046  
List \$159  
Keyboard Tray:  
28"W x 11"D

- ▲ **D. Pull-out Keyboard Tray with Reversible Mouse Surface and Wrist Rest**  
EZ0036  
List \$149  
Keyboard Tray:  
20"W x 11"D  
Mouse Area:  
7.5"W x 8.5"D

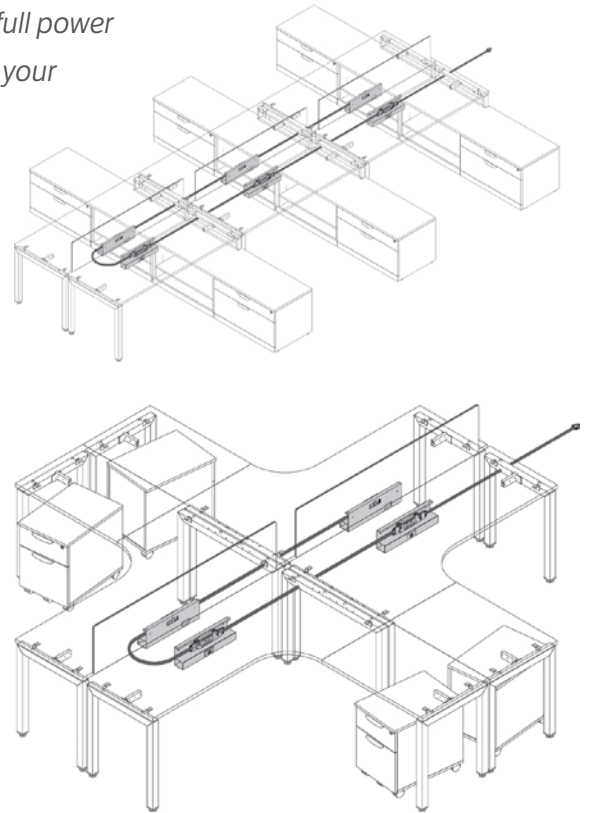


- ◀ **Keyboard Track Mounting Brackets**  
6003  
List \$53

For use with Elements

# Elements Series Power

Performance Furnishings has partnered with ECA to offer full power integration to all Performance desk series. Please contact your Sales Associate for more information or a quote.



## ECA Power Components

		LIST
ECA78ABL	Blank Telecom Plate	\$15.00
ECA78MB	Mounting Bracket	\$15.00
ECA8SR	Receptacle Remover Tool	\$12.00
ECA84AA	Double-sided Power Block	\$73.00
ECA84FF23	23" Harness	\$199.00
ECA84FF29	29" Harness	\$209.00
ECA84FF35	35" Harness	\$220.00
ECA84FF41	41" Harness	\$230.00
ECA84FF47	47" Harness	\$251.00
ECA84FF53	53" Harness	\$262.00
ECA84FF59	59" Harness	\$272.00
ECA84FF64	64" Harness	\$283.00
ECA84FF71 7	1" Harness	\$304.00
ECA84S1BL	150 Receptacle Circuit	\$26.00
ECA84S2BL	150 Receptacle Circuit 2	\$26.00
ECA84S4BL	150 Receptacle Circuit 4	\$26.00
ECA84SA	Single-sided Power Block	\$73.00
ECA84SB2144	144" Starter Harness 20AMP	\$430.00
ECA84SB72	72" Starter Harness 20AMP	\$272.00
ECA84SIG3OR	150 Receptacle Isolated Circuit 3	\$30.00
ECAABLAB	Telecom Plate – RJ11 Cat 3 Phone & RJ45 Cat6 Data	\$188.00



## ▶▶ Cord Management Under Table Wire Racks

MODEL #	DESCRIPTION	LIST
A. PLTWTD18	18" Double Cord Management	\$89.00
A. PLTWTD24	24" Double Cord Management	\$109.00
B. PLTWTS18	18" Single Cord Management	\$59.00
B. PLTWTS24	24" Single Cord Management	\$79.00
C. PLTPC18	19" Electrical through	\$69.00
D. PTLPWM	18" Wire Management	\$30.00
E. CMS05	Expandable Wire Manager Snake	\$89.00
F. CMS04	Wire Manager Snake; Available in Black and Silver	\$83.00





▲ **Power Center**  
PPGEUABLK  
*List \$115*

Fits 2.25" Grommet hole. Features 1 power outlet and 1 USB connection with optional data or charge. 5' power cord, 40" USB cable.



▲ **Desk Top Power Module**  
PLTDTPM2U2EGBLK,  
PLTDTPM2U2EGWHT  
*List \$309*

Features 2 Elec., and 2 USB, and ganging cord-White; 8' heavy duty power cord with surge protector. Can mount on desk (clamp), through grommet, or under desk.



▲ **Power Center**  
PPD5E4U  
*List \$299*

5 Outlet Power Surge with 4 USB Charging



▲ **Pull-Out Power Grommet**  
PPGP04E2UBLK  
*List \$169*

Hidden pull-out power center. Fits 2.25" Grommet hole. Features 4 power outlets and 2 USB charging ports. 6' heavy duty power cord with surge protector. Stocked in Black. Professional installation required. Available in Silver and Black.



▲ **Under Surface Mount Power Center**  
PPBSP3E2UBLK  
*List \$239*

Under Surface Mount Power Center - Linkable. Compact design mounts under the edge of worksurface. Features 3 power outlets and 2 USB charging ports. 5' power cord, 40" USB cable. Professional installation required. Available in Silver and Black.



◀ **Power Module**  
PLTBPOWER  
*List \$609*

Features: 2 UL Power, 1 CAT, 6 DATA, 1 Telephone, 1 HDMI (2.0), 1 USB (3.0), 1 Dual USB Charger (max 2.5A). Professional installation required. Available in Silver and Black





PLEDBUDTL48



PLEDPUCK3BLK



▲ **LED Task Lights**

Add a task light to any hutch.

MODEL #	DIMENSION	LIST
PLEDBUDTL24	24"W	\$199.00
PLEDBUDTL48	48"W	\$269.00
PLEDBUDTLMAG	Magnet	\$50.00
PLEDDIMTL24MAGBLK	24"W	\$249.00
PLEDDIMTL36MAGBLK	36"W	\$299.00



PLEDBUDTL24 / PLEDBUDTL48



PLEDDIMTL24MAGBLK / PLEDDIMTL36MAGBLK

▶ **Super Slim LED Puck Light Kit (3pack)**

PLEDPUCK3BLK  
\$139




DC12V, 3.6 WATT, CR190 +240Lm;  
1 Cable two ways out, length 12";  
12W plug-in driver x 1 piece length  
60"; In-line on/off switch; 3 port  
AMP adapter; Cable length 40"

This slim LED puck light kit is the classic addition to any hutch. Both efficient and easy to install, this light kit, will help illuminate your space and shine a light on all of your work space. Never be in the dark again, when you buy this 3-pack LED puck light kit.

▶ **Center Drawer**

This low profile center drawer attaches to any worksurface. Features ball-bearing suspensions.

MODEL #	DIMENSION	LIST
CDR1	21.5"W x 16.5"D	\$121.00



◀ **Square Metal Grommet Cover**

Fits in all Performance Laminate Series grommet holes.

MODEL #	DIMENSION	LIST
PLTSQGMBLK	Black Metal	\$29.00
PLTSQGMSIL	Brushed Metal	\$29.00



▲ **Round Plastic Grommet Cover**

Fits in all Performance Laminate Series grommet holes.

MODEL #	DIMENSION	LIST
PLGROMMETBLK	Black 2 3/6"	\$21.00
PLGROMMETSIL	Silver 2 3/6"	\$21.00



▲ **Table Mount Bag Holder**

PLTBHBLK, PLTBHSIL, PLTBHWHT  
List \$39

Table mount bag holder



▶ **A**  
**AmTab**  
 Educational 99-100

▶ **D**  
**Decatur House**  
 Seating 112-113

**DMI**  
 Caseloads 26-27  
 Seating 136-137

▶ **E**  
**E.S. Robbins**  
 Chairmats 168-169

▶ **F**  
**Fireking**  
 Fireproof Filing + Storage 158

▶ **H**  
**Hirsh**  
 Lateral Filing 154  
 Modular Desks 30-31  
 Storage Systems 160-161  
 Teacher's Desks 32-33

▶ **K**  
**KFI**  
 Multi-Use Seating 140-142

▶ **L**  
**Lesro**  
 Lenox + Gansett 95  
 Newport + Luxe Series 94

**Linea Italia**  
 Desks 49-52, 60-61  
 Panels Systems 61  
 Reception Desks 50  
 Seating 51

▶ **M**  
**MooreCo.**  
 Educational 98  
 Marker Boards 163-167  
 Reception Seating 97

▶ **N**  
**National**  
 Caseloads 28-29  
 Seating 88-89

**NDI+**  
 Adjustable Height Bases 66-67  
 Big & Tall Seating 110-111  
 Chair Function Guide 127  
 Drafting Stools 126  
 Executive Seating 102-109, 119-120  
 Folding Chairs + Dollies 144  
 Folding Tables 145  
 Guest Seating 130-131  
 Seating, Pub Tables, and Occasional Tables 138-139

▶ **O**  
**Office Dimensions**  
 Vertical Filing Cabinets 146-147, 150  
 Storage Cabinets 153

▶ **P**  
**Performance**  
 Big & Tall Executive Seating 110-111  
 Bookcases 156  
 Caseloads 2-23  
 Center Drawers 174  
 Conference 76-79  
 Desk Mount Panels + Borders Collection 53-56  
 Drafting Stools 126  
 Elements Collection 34-48  
 Elements Electrical Height Adjustable Tables 69  
 Executive Seating 102-106, 119-121,  
 Extras 174  
 Filing + Mobile Pedestals 148-149, 155  
 Gathering Tables + Presentation 80-86  
 Guest Seating 130-131, 133-134  
 Keyboard Trays 171  
 Monitor Mounts 170  
 Multi-Purpose Tables / Cafe Tables 84-86  
 Nesting Chairs 128-129  
 Nesting Tables 73-75  
 Occasional Tables 90-91, 93  
 Office Panels 58-59

**(Performance Continued)**

Power	173
Reception Desks	18-19
Reception Seating	90-93
Rod & Angled Table Bases	96
Stacking Chairs + Bar Height/Multi-Use	142-144
Stools	119, 126
Storage	153
Task Lights	174
Technology & Wire Management	172-173
Training Room Tables	70-75

▶ **R**  
**Rudnick**  
 Caseloads 24-25  
 Seating + Occasional Tables 135  
 Tables + Presentation 87

▶ **S**  
**Sandusky**  
 Lockers 159  
 Metal Bookcases 157  
 Storage Cabinets 151

**Screenflex**  
 Divider Panels 64

**Steel Cabinets**  
 Storage Cabinets 152

▶ **T**  
**Tennsco**  
 Metal Storage 162

**Tremain**  
 Panel Systems 62-63

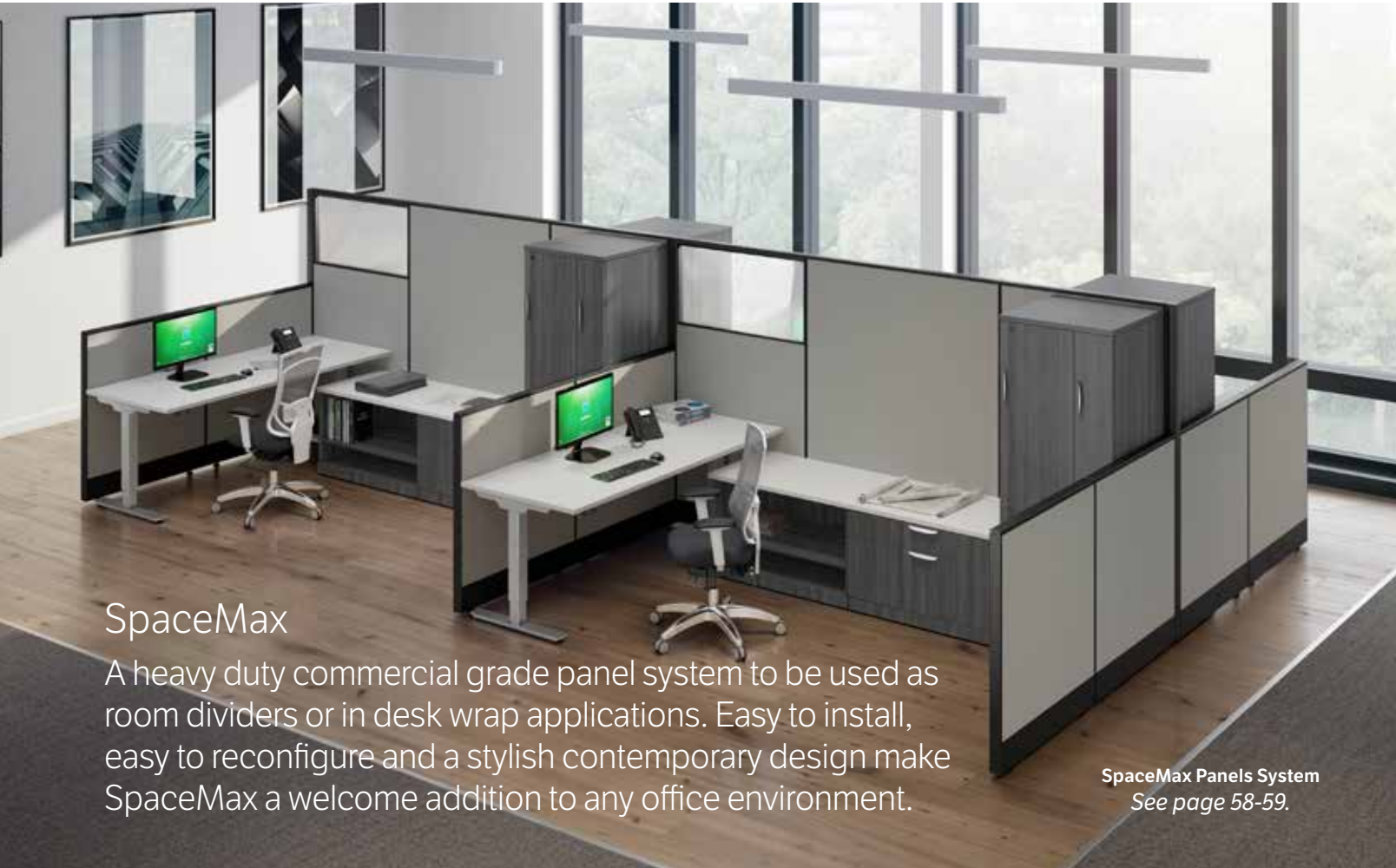
*We also have access to other product lines not featured in this catalog. Call for details.*

**CANDEX | CLARIDGE | COMPATICO  
 CORRELL | DESK MAKERS | FLASH  
 FLUID SYSTEMS | ECA  
 HOLLAND BARSTOOL | HPFI | MARVEL  
 MAYLINE | SAFCO | SAUDER**



A one stop shop for all your

# OFFICE NEEDS.



## SpaceMax

A heavy duty commercial grade panel system to be used as room dividers or in desk wrap applications. Easy to install, easy to reconfigure and a stylish contemporary design make SpaceMax a welcome addition to any office environment.

SpaceMax Panels System  
See page 58-59.

## Make your office your own.



Garrison Series  
XSL13133BLK / XSL13133GYBLK  
See page 114.



Rod Table Base  
PLTWMBASE2424BLK  
See page 96.



Super Slim LED Puck Light Kit (3pack)  
PLEDPUCK3BLK  
See page 174.



**YOUR OFFICE FURNITURE**

*Solution*

